



DECATUR PUBLIC SCHOOL DISTRICT #61
BOARD OF EDUCATION
AGENDA

Regular Meeting
Keil Administration Building
101 W. Cerro Gordo Street
Decatur, IL 62523

September 27, 2022
5:00 PM Open Session
Closed Session Immediately Following
6:30 PM Open Session Reconvened

Legend: AI = Action Item DI = Discussion Item IO = Information Only

Strategic Plan Mission:

The mission of Decatur Public Schools, the destination district of our community, is to unlock students' unique and limitless potential to achieve their personal aspirations as fully prepared, contributing citizens in a global society through learning experiences distinguished by:

- *commitment to the whole person resulting in student growth and confidence*
- *relevant, innovative, personalized academic pathways that promote passion and pride*
- *a learning environment that fosters curiosity and the thirst for achievement and discovery*
- *a culture of diversity, adaptability, and resilience*
- *meaningful and lasting relationships*
- *extraordinary school and community connections*

The Board of Education Parameters that Guide Our Work:

- We will make decisions in the best interest of all students.
- We will treat all people with dignity and respect.
- We will seek input and collaboration throughout our diverse community.
- We will practice responsible stewardship of all our resources.

**6:30 PM: Public Hearing regarding the Adoption of the Decatur Public School District 61 (DPS)
FY23 Budget**

AI 1.0 CALL TO ORDER

CALL FOR EXECUTIVE SESSION

The Board of Education will meet in Closed Executive Session to discuss the appointment, employment, compensation, discipline, performance or dismissal of specific employees of the public body, threatened litigation, the purchase or lease of real property for use of the public body and discussion of collective negotiating matters between the Board and representatives of its employees.

Roll Call

IO 2.0 PLEDGE OF ALLEGIANCE

IO 3.0 SWEARING IN OF THE 2022-2023 STUDENT AMBASSADORS

AI 4.0 APPROVAL OF AGENDA, SEPTEMBER 27, 2022

IO 5.0 DISTRICT HIGHLIGHT

- Curriculum Video
- Baum Elementary School
- Hall of Fame

IO 6.0 PUBLIC PARTICIPATION

- Identify oneself and be brief.
- Any public comments received will be read during this time.
- Comments should be limited to 3 minutes.

DI 7.0 BOARD DISCUSSION

AI 8.0 CONSENT ITEMS

- A. Minutes: Open/Closed Session Meeting September 13, 2022
- B. Treasurer's Report
- C. IMRF Annual Compensation Report
- D. EIS Administrator and Teacher Annual Salary and Benefits Report for FY2022-2023
- E. Job Description: School Security Officer Floater
- F. Bid for the Fresh Fruits and Vegetables Program

AI 9.0 ROLL CALL ACTION ITEMS

- A. Personnel Action Items
- B. Ratification of Suspension Without Pay for a Macon-Piatt Special Education District Teaching Assistant
- C. Resolution to Adopt FY2022-2023 Annual Budget for Decatur Public School District 61
- D. Award Contract for MacArthur High School Football Field Improvements – Phase I

AI 10.0 ROLL CALL ACTION ITEM (BOARD DISCUSSION, If Needed)

- E. Election of a Vice President

IO 11.0 ANNOUNCEMENTS

The Board of Education and Administration sends condolences to the families of:

James R. (Jim) Thompson, who passed away on Sunday, September 11, 2022. Mr. Thompson was the father of Marissa Thompson, Teacher for the Visually Impaired at the Macon-Piatt Special Education District.

Sharon K. Collins, who passed away Monday, September 12, 2022. Ms. Collins was a retired Special Education Teacher from Decatur Public School District 61 and the Macon-Piatt Special Education District.

Harold L. Ard, who passed away Tuesday, September 13, 2022. Mr. Ard was the father of Connie Kinsella, School Psychologist for Macon-Piatt Special Education District.

Barbara Jean Disney, who passed away Monday, September 19, 2022. Mrs. Disney taught at Benjamin Franklin Elementary School prior to her retirement.

IO 12.0 IMPORTANT DATES

- October** 07 MacArthur High School Homecoming Parade and Game
08 MacArthur High School Homecoming
10 Indigenous People's Day
– **NO SCHOOL and District Offices are Closed**
12 Early Release Day for ALL Students
– Early release times for each school are listed on the bell times page at www.dps61.org/belltimes
14 Eisenhower High School Homecoming Parade and Game
15 Eisenhower High School Homecoming

Please Note: October 15th is the Deadline for Required Immunizations and Physicals for the 2022-2023 School Year

NEXT MEETING

The public portion of the next regular meeting of the Board of Education will be at 6:30 PM, Tuesday, October 11, 2022 at the Keil Administration Building

AI 13.0 ADJOURNMENT

**DECATUR DISTRICT 61 BOARD OF EDUCATION
REGULAR MEETING MINUTES**

DATE/TIME: September 13, 2022

3:00 PM

LOCATION: Keil Administration Building
101 W. Cerro Gordo Street
Decatur, IL 62523

PRESENT: Andrew Taylor, President
Kevin Collins-Brown
Regan Lewis
Alana Banks
Jason Dion (arrived 3:05pm)
Al Scheider

STAFF: Superintendent Dr. Rochelle Clark, Board Secretary Melissa Bradford, Attorney Brian Braun and others

President Taylor called the meeting to order at 3:00 PM.

TOPIC	DISCUSSION	ACTION
Call for Closed Executive Session	President Taylor called the meeting to order and moved into Closed Executive Session to interview and discuss the appointment of a person to fill the vacant Board of Education seat to serve the remainder of the unexpired term and to conduct a student discipline/expulsion hearing, seconded by Dr. Collins-Brown. President Taylor called for a Roll Call Vote: Aye: Banks, Lewis, Collins-Brown, Taylor, Scheider Nay: None Absent: Dion (arrived at 3:05pm) Roll Call Vote: 5 Aye, 0 Nay, 1 Absent For the record, Jason Dion arrived at 3:05pm.	Board moved to Closed Executive Session at 3:00 PM.
Return to Open Session	President Taylor moved to return to Open Session to take-action on a student discipline hearing, seconded by Dr. Collins-Brown. All were in favor.	Returned to Open Session at 5:10 PM.
Student Discipline Hearing 2223-0001	Superintendent Clark recommended that the Board of Education authorize the issuance of a decision in the expulsion case for Student #2223-0001 consistent with the findings from the Hearing Officer's Report, and that Student #2223-0001 be expelled from the Decatur Public School District, all events, property and activities of the District for the remainder of the 2022-2023 school year, with a stay for alternative education. Ms. Banks moved to approve the recommendation, seconded by Mr. Dion. Hearing no questions, President Taylor called for a Roll Call Vote: Aye: Scheider, Banks, Taylor, Dion, Lewis, Collins-Brown Nay: None Roll Call Vote: 6 Aye, 0 Nay, 0 Absent	Motion carried. Student 2223-0001 expelled for remainder of the 22-23 SY, with a stay for alternative education.

TOPIC	DISCUSSION	ACTION
Return to Closed Session	President Taylor moved to return into Closed Executive Session to discuss the appointment, employment, compensation, discipline, performance or dismissal of specific employees of the public body, seconded by Dr. Collins-Brown. President Taylor called for a Roll Call Vote: Aye: Banks, Taylor, Scheider, Collins-Brown, Dion, Lewis Nay: None Roll Call Vote: 6 Aye, 0 Nay, 0 Absent	Returned to Closed Session at 5:13 PM.
Return to Open Session	President Taylor moved to return to Open Session, seconded by Ms. Banks. All were in favor.	Returned to Open Session at 6:07 PM.
Open Session Continued	President Taylor noted that the Board of Education had been in Closed Executive Session to interview and discuss the appointment of a person to fill the vacant Board of Education seat to serve the remainder of the unexpired term, to conduct a student discipline/expulsion hearing and to discuss the appointment, employment, compensation, discipline, performance or dismissal of specific employees of the public body. <u>No action was taken during Closed Executive Session.</u>	Information only.
Pledge of Allegiance	President Taylor led the Pledge of Allegiance.	
Approval of Agenda, September 13, 2022	Superintendent Clark recommended the Board approve the September 13, 2022 Open Session Board Meeting Agenda as presented. Ms. Banks moved to approve the recommendation, seconded by Mr. Dion. All were in favor.	Agenda was approved as presented.
District Highlights	Maria Robertson, Director of Community Engagement, introduced staff and a student from Garfield Learning Academy. They currently have first, second and high school classes. They discussed and presented their accomplishments (see attached). The Decatur Rotary Club provided supplies to the students and staff at Garfield Learning Academy. Jeff Dase, Assistant Superintendent of P12 Teaching and Learning, presented the "DPS 61 Family Videos on YouTube" (see attached). These videos will be on the DPS 61 YouTube channel by searching DecaturPublicSchools61. This would help close the gap between home and school connection and reinforce activities, skills and parental involvement at home. Mrs. Robertson shared information regarding the DPS Elementary (grades 3-6) Cross County Meet that will begin at 4:30pm. The glow run is September 22, 2022 at Stephen Decatur Middle School at 7:30pm. Millikin University volunteers helped last year and we were hoping to see them again this year.	Information only.

TOPIC	DISCUSSION	ACTION
Public Participation	<p>President Taylor noted that during Public Participation, the Board of Education asked for the following:</p> <ul style="list-style-type: none"> • Identify oneself and be brief. • Any public comments received will be added to the record. • Comments should be limited to 3 minutes. 	Information only.

For our listening audience and as a friendly reminder for our listening audience, notification was sent in regards to “public comment” on June 9, 2022 as follows: During the COVID pandemic, as attendance was limited at Board of Education meetings, Decatur Public Schools modified long-standing procedures to allow public commenters to submit written comments to be read during Board meetings. Now that the majority of COVID restrictions have been lifted, DPS is returning to standard procedure and requests that anyone wishing to address the Board do so in person during the allotted Public Participation portion of Board of Education meetings. Anyone wishing to sign up in advance for public participation may do so by calling Board Secretary Melissa Bradford at 217-362-3011; otherwise, individuals may sign up upon arrival. Masks are still ENCOURAGED for all students, staff, parents, volunteers, visitors, and community members to wear when inside all DPS facilities, including during attendance at Board of Education meetings. This information is also posted on our website.

Please note that during any Board of Education meeting and public participation, Board Members do NOT respond and/or comment to public comments; ALL COMMENTS ARE REFERRED TO ADMINISTRATION. Furthermore, the Board refrains from referring to specific students or staff members by name, and requests that public commenters refrain from doing so as well. The request that you omit names was made to protect you from allegations of libel or slander or from violations of the Illinois School Student Records Act. It was not intended to shield an employee from criticism.

Mary Fromm, Special Education Parent, spoke to the Board regarding her daughter not attending in-person learning due to staffing; RN and/or LPN are required. Ms. Fromm does not have a specialty in Special Education, but she wanted to be her daughter’s one-on-one. She does not receive the full in-home nursing due to shortage of staff. The Director of Special Education told her that she could not be the one-on-one due to liability.

Jackson Parrish, High School Teacher at Garfield Learning Academy, spoke to the Board regarding a school bus versus the public transit for the students. The public transit drops them off a few blocks away from the school and he was asking for a school bus specifically for the high school students.

Lori Barrett, Community Member, spoke to the Board regarding ideas for distributing supplies and backpacks. This could be a community event. There were many organizations that would assist. She was happy to assist and help coordinate.

TOPIC	DISCUSSION	ACTION
Board Discussion	<p>Mr. Scheider discussed academic remediation. There were students who were not at their grade levels. There could be RtI small groups, tutoring with Reading Specialists and more Teaching Assistants. Mr. Scheider made a motion that DPS 61 shall set a goal of placing a teaching assistant in each self-contained elementary classroom. Attorney Braun replied that you cannot make a motion as it was not on the agenda. President Taylor noted that changes to the policies should go through the Policy Committee.</p> <p>The Board and the Superintendent continued discussions on processes, procedures and policies.</p> <p>Ms. Banks will bring Mr. Scheider's request to the next Policy Committee Meeting.</p> <p>Attorney Braun noted that the Open Meetings Act requires that a motion be on the agenda before the Board meeting. However, discussion could take place at any time.</p> <p>Mr. Scheider asked for a Volunteer Coordinator position. Volunteers can be a resource for helping students. After a few months, the District needs to check on the number of volunteers in the schools and what they were doing.</p> <p>Mr. Scheider asked about other ways to receive input from District staff, other than electronically.</p> <p>Mr. Scheider asked about a partnership agreement with Millikin University. If students would commit to working in District 61, we should help them financially.</p> <p>President Taylor and Mr. Dion asked about school supplies. Superintendent Clark replied that the principals know their budgets for school supplies for their buildings. Administration asked them to meet with their staff regarding the process for requesting supplies. The staff needs to ask their building principal. Dr. Mike Curry, Chief Operational Officer, noted that the principals' budgets include instructional supplies. He spoke directly to the principals on how they should communicate to their staff regarding supplies.</p> <p>Mary Ann Schloz, Assistant Director of Finance, Grants and Special Projects, noted that water fountains were turned off and the District bought water bottle filling stations. There would be at least one per building.</p> <p>President Taylor asked for a date to be set in the near future to discuss the next steps regarding Dennis Lab School. Superintendent Clark replied okay.</p> <p>Dr. Collins-Brown asked about other building issues. Kent Metzger, Director of Buildings and Grounds, replied that he sent a very detailed list regarding the buildings. The secure entry at Garfield has been discussed and the plan was to use the outer door as the secure entry. People will be buzzed into the building and handled accordingly. There were some financial constraints.</p>	Information only.

TOPIC	DISCUSSION	ACTION
Board Discussion Continued	<p>Mr. Metzger, noted that Baum Elementary was similar. The outer door will be used as the secure entry. People will be buzzed into the building and addressed at the office area.</p> <p>Mrs. Lewis noted that discussing secure entrances in a public setting made her very uncomfortable.</p> <p>The information that was previously sent to the Board of Education will be re-sent.</p>	Information only.
Reports-Admins DPS 61 FY23 Tentative Budget Update	<p>Dr. Mike Curry, Chief Operational Officer, presented the Decatur Public Schools 61 FY23 Tentative Budget Update (see attached).</p> <p>Important Points to Remember:</p> <ul style="list-style-type: none"> • This is the best estimate at a single point in time. • We are spending reserves as part of prior planning: <ul style="list-style-type: none"> ○ Capital Projects ○ Fire/Preventions & Safety ○ Fund 50 • A Reduction Plan was NOT required. <p>If the District need to amend the tentative budget, they will.</p> <p>The Budget Hearing will be at the September 27, 2022 Board of Education meeting. Approval for the FY23 DPS 61 Budget will take place at this meeting as well.</p>	Information only.
Consent Items	<p>Superintendent Clark recommended the Board approve the Consent Items as presented:</p> <p>A. Minutes: Open/Closed Session Meeting August 23, 2022</p> <p>B. Freedom of Information Report</p> <p>C. Bills</p> <p>D. Job Description: Certified Orientation and Mobility Specialist (new)</p> <p>Ms. Banks moved to approve the recommendation, seconded by Mr. Scheider. Hearing no questions, President Taylor called for a Roll Call Vote:</p> <p>Aye: Taylor, Dion, Lewis, Scheider, Banks, Collins-Brown</p> <p>Nay: None</p> <p>Roll Call Vote: 6 Aye, 0 Nay, 0 Absent</p>	Consent Items were approved as presented.
Personnel Action Items	<p>Superintendent Clark recommended the Board approve the Personnel Action Items listed in the Memo from Jason Fox, Director of Human Resources and Deanne Hillman, Interim Director of Human Resources as presented.</p> <p>Dr. Collins-Brown moved to approve the recommendation, seconded by Mr. Dion. Hearing no questions, President Taylor called for a Roll Call Vote:</p> <p>Aye: Collins-Brown, Lewis, Taylor, Scheider, Banks, Dion</p>	<p>Motion carried. Personnel Action Items were approved as presented.</p>

TOPIC	DISCUSSION	ACTION
	Nay: None Roll Call Vote: 6 Aye, 0 Nay, 0 Absent	
Employment of a Director of P12 Teaching & Learning	<p>Superintendent Clark recommended the Board approve the Employment of Dr. Larry Gray as a Director of P12 Teaching and Learning as presented</p> <p>Ms. Banks moved to approve the recommendation, seconded by Mr. Dion.</p> <p>Mrs. Lewis noted that she was not in support nor comfortable with multi-year contracts and/or any that exceed one year. She noted that her “no” vote had nothing to do with Dr. Gray and/or any of his qualifications in this role. It was specifically for the term of the contract.</p> <p>Hearing no questions, President Taylor called for a Roll Call Vote: Aye: Banks, Scheider, Taylor, Dion Nay: Lewis, Collins-Brown Roll Call Vote: 4 Aye, 2 Nay, 0 Absent</p>	<p>Motion carried. Dr. Larry Gray, Dir of P12 Teaching & Learning was approved as presented.</p>
FY23 Amended Rate of Pay for Ancillary Employee Position	<p>Superintendent Clark recommended the Board approve the FY23 Amended Rate of Pay for Ancillary Employee Position as presented.</p> <p>Mr. Dion moved to approve the recommendation, seconded by Mr. Scheider.</p> <p>Superintendent Clark noted that this was for the police liaison hourly rates; those who supervises our games.</p> <p>Hearing no questions, President Taylor called for a Roll Call Vote: Aye: Scheider, Taylor, Collins-Brown, Banks, Lewis, Dion Nay: None Roll Call Vote: 6 Aye, 0 Nay, 0 Absent</p>	<p>Motion carried. FY23 Amended Rate of Pay for Ancillary Employee Position was approved as presented.</p>
Architectural Contract for the New K-8 Magnet School on the Oak Grove Site	<p>Superintendent Clark recommended the Board approve the Architectural Contract for the New K-8 Magnet School on the Oak Grove Site as presented.</p> <p>Ms. Banks moved to approve the recommendation, seconded by Mr. Dion.</p> <p>Mrs. Lewis noted that this needs to be right as we were still having issues with the completion of Johns Hill and the level of quality expected. The District will be watching this project very closely.</p> <p>Hearing no questions, President Taylor called for a Roll Call Vote: Aye: Dion, Banks, Taylor, Scheider, Lewis Nay: Collins-Brown Roll Call Vote: 5 Aye, 1 Nay, 0 Absent</p>	<p>Motion carried. Architectural Contract for the New K-8 on Oak Grove Site was approved as presented.</p>

TOPIC	DISCUSSION	ACTION
	<p>Superintendent Clark recommended the creation of a Board Building Committee that would consist of the following:</p> <ul style="list-style-type: none"> • 2 Board Members • 2 Community Members • 2 Staff Members from American Dreamer • 2 Parents from American Dreamer • Central Office Staff • BLDD <p>The purpose of the committee was to make recommendations during the phases of the project and help communicate information to the community. The committee would only serve for the duration of the new build.</p>	
New Shelving for South Shores Elementary School Library	<p>Superintendent Clark recommended the Board approve the New Shelving for South Shores Elementary School Library as presented.</p> <p>Mrs. Lewis moved to approve the recommendation, seconded by Mr. Dion. Hearing no questions, President Taylor called for a Roll Call Vote: Aye: Lewis, Banks, Collins-Brown, Taylor, Dion, Scheider Nay: None Roll Call Vote: 6 Aye, 0 Nay, 0 Absent</p>	Motion carried. New Shelving for South Shores Library was approved as presented.
Appointment of School Board Vacant Seat	<p>President Taylor asked for a recommendation from the School Board for an Appointment to the School Board Member Vacancy Seat.</p> <p>Ms. Banks recommended the Board of Education appoint Bill Clevenger to the School Board Member Vacancy Seat. Bill Clevenger will finish the term of former School Board Member Dan Oakes, as presented.</p> <p>Mrs. Lewis moved to approve the recommendation, seconded by Mr. Dion.</p> <p>Dr. Collins-Brown motioned to table this item as he would like to interview other candidates who submitted their information by the original due date. He would not support this if they could not interview the other candidates.</p> <p>Mr. Scheider seconded the motion.</p> <p>President Taylor called for a Roll Call Vote:</p> <p>Attorney Braun clarified for the Board of Education that the vote was on a motion to table; aye vote was to table and a nay vote was not to table.</p>	
Table the Appointment of Bill Clevenger	<p>Ms. Bradford, Board Secretary re-read the motion as follows: The motion on the floor was to table the recommendation; Dr. Collins-Brown motioned, Mr. Scheider seconded.</p>	Motion to Table was Denied .

TOPIC	DISCUSSION	ACTION
	<p>Aye: Scheider, Collins-Brown Nay: Banks, Dion, Taylor, Lewis Roll Call Vote: 2 Aye, 4 Nay, 0 Absent</p> <p>Attorney Braun clarified for the Board of Education that they would now go back to the original recommendation to appoint Bill Clevenger.</p>	
Appoint Bill Clevenger	<p>Ms. Bradford, Board Secretary re-read the motion as follows: The original recommendation was motioned by Mrs. Lewis and seconded by Mr. Dion.</p> <p>Aye: Lewis, Taylor, Dion, Banks Nay: Collins-Brown, Scheider (Mr. Scheider noted that his “no” vote had nothing to do with the particular person; it was because of the process). Roll Call Vote: 4 Aye, 2 Nay, 0 Absent</p> <p><u>Oath of Office:</u> Bill Clevenger was administered the “Oath of Office” (sworn in) by President Andrew Taylor and was seated with the remaining Board of Education Members.</p> <p>Dr. Collins-Brown moved to elect a Vice President for the remainder of the term. President Taylor replied that it was not on this agenda.</p> <p>Dr. Collins-Brown motioned to add it to the next Board of Education agenda. President Taylor replied yes, it was planned.</p>	<p>Motion carried. Bill Clevenger was appointed to fill the School Board Vacancy Seat as presented.</p>
Announcements	<p>The Board of Education and Administration sends condolences to the family of:</p> <p>Ruth L. (White) Weaver, who passed away Monday, September 05, 2022. Mrs. Weaver was the mother of Sonya Castle, School Psychologist for Macon-Piatt Special Education District.</p>	<p>Information only.</p>
Important Dates	<p><u>September</u> 14 Early Release Day for <u>ALL</u> Students</p> <ul style="list-style-type: none"> – Early release times for each school are listed on the bell times page at www.dps61.org/belltimes <p>16 Induction of Athletes and Coaches to Decatur Public Schools Athletic Hall of Fame</p> <ul style="list-style-type: none"> – During half time of the Eisenhower versus MacArthur High School Football Game – Kickoff at 5:00 PM at MacArthur High School 	<p>Information only.</p>
<p>Please Note: The banquet (09/16/22) before kickoff for the inductees is by invitation only.</p>		

____TOPIC____DISCUSSION____ACTION____

Please Note: October 15th is the Deadline for Required Immunizations and Physicals for the 2022-2023 School Year

NEXT MEETING

The public portion of the next regular meeting of the Board of Education will be at 6:30 PM, Tuesday, September 27, 2022 at the Keil Administration Building.

Adjournment

President Taylor asked for a motioned to adjourn. Mr. Banks motioned, seconded by Board Mr. Dion. All were in favor. adjourned at 7:44 PM.

Andrew Taylor, President

Melissa Bradford, Board Secretary

From: Sheree Park
Sent: Friday, September 9, 2022 4:07 PM
To: Melissa Bradford <MBradford@dps61.org>
Subject: to be read at next mtg

Ms Bradford - please read this at the next board meeting.

Dear Board of Education and Administration,

I have been teaching in DPS for over 20 years. I am passionate about my second grade students and truly pushing them to their highest potential. Although each year has its own struggles, I am currently frustrated with not getting any of my sick days back that I was FORCED to use last year due to covid restrictions. I did not have covid nor did I have symptoms. I tested weekly, wore a mask, and quarantined when forced to. The district's guidelines last year caused me to miss out on teaching my students for TEN school days. Most of my coworkers and most(or all) surrounding district teachers had 100% of those days returned to them. I had NONE of those ten days returned to me. Our district's policies forced me to stay home for 10 days last year and use sick days, even though I was perfectly healthy all 10 of those days. It is VERY difficult showing up for work every day right now when one year's worth of sick days were basically taken away from me. I am writing this to you because I would like a response. I want to know why/how this makes any sense? I want you to consider this being the situation of one of YOUR own family members who had their year's worth of sick days taken away from them. I want you to understand that I am a teacher that sacrificed and adjusted to ALL of those crazy changes that we had to go through over the past few years...and I'm still here. I am also a teacher that has lost many coworkers to other districts, but I'm still here. This discrimination that you have chosen is exactly the opposite of what you have been training me to avoid in my classroom. Again, I would like a response right away from you as I have already emailed each of you individually. When will these ten days be returned to me? Why am I forced to lose 10 days of sick time for being healthy? I assume YOU are willing to take a stand against discrimination.


Sheree Park

Date: September 12, 2022
To: Decatur Public Schools #61 Board Of Education
From: Leara Evans
RE: Questions for Board Members

My name is Leara F. Evans, I am a resident of Decatur and former teacher of Decatur Public Schools that retired after working 30 plus years for the District. My questions are:

1. Why did the district have 6 Black Administrators leave the District during the past year and all of them had only been in the positions that they resigned from less than a year? The 6 administrators were Mr. Henry Walker, Director of Transportation, Dr. Judith Campbell, Director of Teaching & Learning, Mr. Jason Hood, Director of Human Resources, Mr. Marquis Stewart Director of Teaching & Learning, Ms. Jeneka Gully, Principal of South Shores and later demoted to Assistant Principal of Eisenhower High School and Ms. Stephanie Morgan Harris, Principal at Muffley Elementary and later demoted to Assistant Principal at Hope. Three of them left with Separation Agreements that were Problematic to me because of the “gag order” language that is very suspicious in nature as well as the amount of financial compensation given for resignation. Why???
2. Why didn't the entire board vote to extend the deadline for accepting applications from those wishing to apply for the vacant position on the board that was vacated by Dan Oakes? President Taylor just announced that the deadline be extended without a vote at the August 23, 2022 meeting. It is my understanding that the entire board should have voted to extend the deadline during open session? Why are you not giving all candidates that applied an interview before choosing the replacement? Could it be that the decision was made when the deadline was extended to allow the person you had chosen a chance to apply? If so, this is the corruption that is ruining and plaguing the district, when will it stop???? I know of two candidates that applied that made their intentions known publicly and one of them that applied before the first deadline but did not get an interview, Why? No equity especially for Black candidates, Why??? We need the black community to be represented?
3. My last question today is, “Why are retired teachers being taken off the Substitute list in the District?”, especially when the District is advertising that they desperately need Substitutes? Also why is it recommended on the Ancillary Salary Schedule tonight to pay Retired Social Workers, Speech Pathologist and Psychologist \$300.00 a day when you only pay a licensed retired teacher that takes a fulltime position for the district for 140 days \$255.00 a day which is the same as a substitute that has never taught the same per day? For your information the Social Workers, Speech Pathologist and Psychologist are under the same DEA contract as teachers before retiring. How is this fair? Also the Human Resource Director is part of the DLT so why \$611.00 a day when the Ancillary Salary Schedule covers DLT members at \$500.00 a day?

Your accountability and transparency ratings are getting worse with every decision you make. When is it going to STOP????? Inquiring minds want to know??????



Board of Education Decatur Public School District #61

Date: September 27, 2022	Subject: Treasurer's Report
Initiated By: Dr. Mike Curry, Chief Operational Officer	Attachments: Treasurer's Report
Reviewed By: Dr. Rochelle Clark, Superintendent	

BACKGROUND INFORMATION:

The attached report details the District's investments and the status of the District's cash as of August 31, 2022.

CURRENT CONSIDERATIONS:

N/A

FINANCIAL CONSIDERATIONS:

N/A

STAFF RECOMMENDATION:

The Administration respectfully requests that the Board of Education approve the Treasurer's Report as presented.

RECOMMENDED ACTION:

- ☒ Approval
- ☐ Information
- ☐ Discussion


BOARD ACTION: _____

DECATUR PUBLIC SCHOOL DISTRICT #61
TREASURER'S REPORT
AUGUST 2022

	Cash/Investments as of 07/31/22	Receipts	Disbursements	Change/Interest	Cash/Investments as of 08/31/22
Education	34,666,183.37	10,266,411.76	8,253,961.39	41,915.05	36,720,548.79
Operations & Maintenance	3,226,090.74	260,302.86	1,220,734.12	2,018.56	2,267,678.04
Debt Service	11,375,782.61	3,136,849.62	2,400,000.00	2,555.68	12,115,187.91
Transportation	4,894,472.88	774,717.20	876,818.26	2,719.01	4,795,090.83
IMRF	1,216,223.95	850,267.23	1,566,640.55	690.13	500,540.76
Social Security	1,906,342.10	135,957.52	555,189.79	852.41	1,487,962.24
Capital Projects	9,034,274.65	0.00	57,660.19	7,205.30	8,983,819.76
Working Cash	6,125,260.06	25,601.49	0.00	21,099.36	6,171,960.91
Tort/Judgment Immunity	5,530,813.51	221,818.57	114,708.11	1,630.03	5,639,554.00
Fire Prevention & Safety	5,413,225.64	25,601.49	234,855.03	14,394.90	5,218,367.00
Macon-Piatt Special Education	8,080,868.18	2,380,960.85	2,949,021.95	2,253.16	7,515,060.24
Activities	531,937.57	14,782.09	9,237.92	161.71	537,643.45
	92,001,475.26	18,093,270.68	18,238,827.31	97,495.30	91,953,413.93

Dr. Michael Curry

09/15/22



Board of Education Decatur Public School District #61

Date: September 27, 2022	Subject: IMRF Compensation Report
Initiated By: Dr. Mike Curry, Chief Operational Officer	Attachments: IMRF Compensation Report
Reviewed By: Dr. Rochelle Clark, Superintendent	

BACKGROUND INFORMATION:

In accordance with Illinois Statute 5 ILCS 120/7.3, within six (6) business days after an employer approves a budget, the employer must post on its website information pertaining to benefits offered through the Illinois Municipal Retirement Fund (IMRF). Specifically, the employer must post the total compensation package for each employee having an aggregate package that exceeds \$75,000 per year.

CURRENT CONSIDERATIONS:

The attached IMRF Compensation Report represents information from FY 2021-22. The IMRF Compensation Report will be posted on the District's website beginning September 28, 2022.

FINANCIAL CONSIDERATIONS:

There are no financial considerations.

STAFF RECOMMENDATION:

The Administration respectfully requests that the Board of Education approve this IMRF Compensation Report as presented.


RECOMMENDED ACTION:

- ☒ Approval
- ☐ Information
- ☐ Discussion

BOARD ACTION: _____

Public Act 097-0609
IMRF Compensation Report 2022

Name	Assignment	Fiscal Year Total Earnings	Health Insurance	Compensation Package
ACKLEY, DYLAN A	TECH SUPPORT LEVEL 3	\$62,595.43	\$20,673.68	\$83,269.11
ALLEN, JASON	MAINTENANCE WORKER	\$64,265.76	\$22,376.75	\$86,642.51
ATWATER, RYAN	MAINTENANCE WORKER	\$67,990.78	\$20,673.68	\$88,664.46
BAITY, JAMES	MAINTENANCE WORKER	\$66,843.48	\$20,673.68	\$87,517.16
BALES, STEPHANIE	PAYROLL SUPERVISOR	\$76,751.26	\$4,301.01	\$81,052.27
BARNETT, P CHRIS	ELECTRONIC REPAIR	\$73,777.79	\$7,458.62	\$81,236.41
BENTON, CURTIS	MAINTENANCE WORKER	\$73,642.73	\$12,393.10	\$86,035.83
BOLT, FLOYD M	MAINTENANCE WORKER	\$86,329.90	\$20,673.68	\$107,003.58
BRADFORD, MELISSA R	EXECUTIVE SECRETARY TO SUPERINTENDENT	\$82,400.44	\$7,458.62	\$89,859.06
BREWER, JAMES L	MAINTENANCE WORKER	\$73,460.63	\$7,458.62	\$80,919.25
BROWN, MARK R	MAINTENANCE WORKER	\$71,785.44	\$12,393.10	\$84,178.54
BRYSON, CAMESHA R	PAYROLL SUPERVISOR	\$77,851.46	\$11,670.62	\$89,522.08
BURROWS, GWEN M	SENIOR RESEARCH ANALYST	\$90,455.31	\$6,144.30	\$96,599.61
CAMPBELL, DAVID III	MAINTENANCE WORKER	\$69,760.08	\$20,673.68	\$90,433.76
CLARK, MATTHEW	HEAD CUSTODIAN	\$68,810.52	\$7,458.62	\$76,269.14
COLLIER, JACOB R	MAINTENANCE WORKER	\$67,546.80	\$7,458.62	\$75,005.42
CRAFTON, BRIAN J	MAINTENANCE WORKER	\$67,263.44	\$20,673.68	\$87,937.12
DALTON, BRAD L	TEAMSTER FOREMAN	\$69,439.40	\$11,670.62	\$81,110.02
DETMERS, ADAM K	MAINTENANCE WORKER	\$69,164.93	\$20,673.68	\$89,838.61
DURAND, DAVID	MAINTENANCE WORKER	\$67,839.12	\$7,458.62	\$75,297.74
ENGELGAU, SUSAN L	MPSED OCCUPATIONAL THERAPIST	\$86,651.84	\$0.00	\$86,651.84
FITZGERALD, ALYSSA D	MPSED AUDIOLOGIST	\$77,213.00	\$0.00	\$77,213.00
GRAYNED, ASHLEY	EXECUTIVE DIRECTOR OF INNOVATIVE PROGRAMS	\$131,040.84	\$0.00	\$131,040.84
HAINLINE, DANNY F	FOREMAN - MAINTENANCE	\$89,043.65	\$11,670.62	\$100,714.27
HAWKINS SR, HARRY L	MAINTENANCE WORKER	\$69,926.14	\$20,673.68	\$90,599.82
HENRY, SHANNON	MAINTENANCE WORKER	\$69,816.96	\$12,393.10	\$82,210.06
HERRON, SCOTT	CUSTODIAN	\$76,632.07	\$13,861.40	\$90,493.47
HOOD, JASON M	HUMAN RESOURCES DIRECTOR	\$316,640.04	\$4,915.44	\$321,555.48
HORVATH, GARY N	MAINTENANCE WORKER	\$76,619.61	\$9,540.50	\$86,160.11
HULVA, KIMBERLY S	BENEFITS COORDINATOR	\$71,872.42	\$7,458.62	\$79,331.04
JACKSON, LLOYD	MAINTENANCE WORKER	\$59,072.94	\$20,673.68	\$79,746.62
JARRETT, SEVIE L	HUMAN RESOURCES COORDINATOR	\$85,978.76	\$11,670.62	\$97,649.38
JOHNSON, JAMES SCOTT	CUSTODIAL OPERATIONS SUPERVISOR	\$79,338.15	\$7,458.62	\$86,796.77
JOHNSON, MITCHELL L	FOREMAN - CUSTODIAN	\$60,319.74	\$20,673.68	\$80,993.42
JONES, CORY	MAINTENANCE WORKER	\$68,115.38	\$20,673.68	\$88,789.06
JONES, LISA R	ACCOUNTING SUPERVISOR	\$74,590.88	\$7,458.62	\$82,049.50
KNIERIM, ROBERT E	MAINTENANCE WORKER	\$73,685.04	\$12,393.10	\$86,078.14
KOMNICK, ELIZABETH	MPSED PHYSICAL THERAPIST	\$76,913.00	\$11,670.62	\$88,583.62
LINDSEY, ANTHONY M	IT NETWORK MANAGER	\$83,960.83	\$9,614.10	\$93,574.93
LYNCH, DEAN C	MAINTENANCE WORKER	\$70,320.76	\$20,673.68	\$90,994.44
MATICH, JAMES M	MAINTENANCE WORKER	\$67,204.00	\$37,467.54	\$104,671.54
METZGER, KENT A	DIRECTOR OF BUILDING AND GROUNDS	\$80,878.83	\$5,615.33	\$86,494.16
MORRIS, JUANITA	COORDINATOR OF DAWSON INSTITUTE	\$97,068.06	\$14,637.26	\$111,705.32
PAYNE, MAURICE	DIRECTOR OF INFORMATION TECHNOLOGY	\$99,593.21	\$15,327.63	\$114,920.84
PECK, DWIGHT D	MAINTENANCE WORKER	\$72,596.27	\$12,393.10	\$84,989.37
PETERS, AARON M	MAINTENANCE WORKER	\$66,454.89	\$20,673.68	\$87,128.57
POWELL, JAMES	CUSTODIAN	\$73,818.42	\$20,673.68	\$94,492.10
RAY, JOSHUA	MAINTENANCE WORKER	\$72,846.56	\$7,458.62	\$80,305.18
RIGG, DEBRA D	SECRETARY PAYROLL ANALYST	\$71,388.74	\$15,426.26	\$86,815.00
ROBERTSON, MARIA	DIRECTOR OF COMMUNITY ENGAGEMENT	\$91,092.14	\$20,673.68	\$111,765.82
SCRIBNER, THOMAS	CUSTODIAN	\$60,604.99	\$20,673.68	\$81,278.67
SHEPHERD, DUANE D	MAINTENANCE WORKER	\$71,639.28	\$12,393.10	\$84,032.38
SHIELDS, ZACHARY	FOUNDATION DIRECTOR	\$96,959.00	\$20,673.68	\$117,632.68
SLEMP, TIMOTHY G	MAINTENANCE WORKER	\$66,565.50	\$9,635.90	\$76,201.40
SMITH, BLAKE A	TECH SUPPORT LEVEL 3	\$72,462.42	\$20,673.68	\$93,136.10
SMITH, GREGORY D	MAINTENANCE WORKER	\$67,839.12	\$12,393.10	\$80,232.22
STINE, JENNIFER E	MPSED OCCUPATIONAL THERAPIST	\$95,504.90	\$0.00	\$95,504.90
STINER, PAUL D	MAINTENANCE WORKER	\$66,481.92	\$12,393.10	\$78,875.02
SWARTHOUT, DENISE	CHIEF COMMUNICATIONS OFFICER	\$136,090.05	\$11,670.62	\$147,760.67
TAPSCOTT, PHILIP A	ASST DIR BUILDINGS AND GROUNDS	\$89,747.37	\$20,673.68	\$110,421.05
TAPSCOTT, SCOTT E	MAINTENANCE WORKER	\$64,682.68	\$11,670.62	\$76,353.30
TENNYSON, CHRISTOPHER	MAINTENANCE WORKER	\$72,939.18	\$7,458.62	\$80,397.80
TIPTON, NOAH F	MAINTENANCE WORKER	\$69,718.48	\$20,673.68	\$90,392.16
TORBERT, JEFFERY G	MAINTENANCE WORKER	\$68,095.44	\$7,458.62	\$75,554.06
TRIMBLE, LAWRENCE	DIRECTOR OF STUDENT SERVICES	\$105,382.20	\$20,673.68	\$126,055.88
TRIMBY, NICHOLAS C	MAINTENANCE WORKER	\$67,087.44	\$20,673.68	\$87,761.12
VONNORDECK, CHARLES BROCK	HEAD CUSTODIAN	\$74,544.97	\$7,458.62	\$82,003.59
WATSON, JOANIE L	COORDINATOR OF PURCHASING	\$81,369.97	\$12,393.10	\$93,763.07



Board of Education Decatur Public School District #61

Date: September 27, 2022	Subject: Administrator and Teacher Salary and Benefits Report for FY 2022
Initiated By: Jason Fox, Director of Human Resources	Attachments: Administrator and Teacher Salary and Benefits Report for FY 2022
Reviewed By: Dr. Rochelle Clark, Superintendent	

BACKGROUND INFORMATION:

In accordance with Illinois Statute 105 ILCS 5/10-20.47, the District is required to report to the State Board of Education the base salary and benefits of the District Superintendent, all Administrators, and Teachers employed by the District.

CURRENT CONSIDERATIONS:

The attached Salary Compensation Report represents the dates for FY 2021-22. The Salary Compensation Report will be posted on the District's website beginning September 28, 2022, and a copy will be forwarded to the Regional Superintendent for Macon-Piatt.

FINANCIAL CONSIDERATIONS:

There are no financial considerations.

STAFF RECOMMENDATION:

The Administration respectfully requests that the Board of Education approve the Administrator and Teacher Salary and Benefits Report for FY 2022 as presented.

RECOMMENDED ACTION:

- ☒ Approval
- ☐ Information
- ☐ Discussion

BOARD ACTION: _____

EIS Administrator and Teacher Salary and Benefits Report - School Year 2022

9/21/2022 8:41 am

Decatur SD 61
101 W Cerro Gordo St, Decatur, IL 62523
390550610250000

Selection Criteria: (Employer) Employees = All

Name	Position	Base Salary	FTE	Vacation Days	Sick Days	Bonuses	Annuities	Retirement Enhancements	Other Benefits
ADAMS, KRISTI	200-Teacher	\$48,970.00	1.00	0	10	\$0.00	\$0.00	\$4,843.28	\$25.05
ALBERT, JACOB	200-Teacher	\$45,290.00	1.00	0	10	\$0.00	\$0.00	\$4,479.29	\$25.20
ALLEN, ANGEL	200-Teacher	\$45,810.00	1.00	0	10	\$0.00	\$0.00	\$4,530.76	\$24.12
ALLYN, NATHAN	200-Teacher	\$46,750.00	1.00	0	10	\$0.00	\$0.00	\$4,623.57	\$25.20
ALVES, ALICIA	250-Special Education Teacher	\$47,370.00	1.00	0	10	\$0.00	\$0.00	\$4,684.95	\$25.20
ANDERSON, MARY	103-Principal	\$117,850.00	1.00	5	15	\$0.00	\$0.00	\$11,655.54	\$323.50
ANDERSON-BIRD, KARRIE	250-Special Education Teacher	\$71,269.66	1.00	0	10	\$0.00	\$0.00	\$7,048.53	\$25.20
ANDREWS, JULIE	200-Teacher	\$53,810.00	1.00	0	10	\$0.00	\$0.00	\$5,321.93	\$25.20
ANDROFF, DANIEL	200-Teacher	\$72,180.00	1.00	0	10	\$0.00	\$0.00	\$7,138.57	\$25.20
ATHEY, TRICIA	200-Teacher	\$52,050.00	1.00	0	10	\$0.00	\$0.00	\$5,147.75	\$25.20
AUSTIN, SHERYL	250-Special Education Teacher	\$45,810.00	1.00	0	10	\$0.00	\$0.00	\$4,530.76	\$25.20
BAER, JUSTIN	200-Teacher	\$50,490.00	1.00	0	10	\$0.00	\$0.00	\$4,993.57	\$25.20
BAILEY, KELLY	200-Teacher	\$64,680.00	1.00	0	10	\$0.00	\$0.00	\$6,397.04	\$25.20
BALES, TONYA	250-Special Education Teacher	\$64,285.46	1.00	0	10	\$0.00	\$0.00	\$6,357.90	\$25.20
BARISTA, DAVID	200-Teacher	\$49,970.00	1.00	0	10	\$0.00	\$0.00	\$4,942.09	\$25.20
BARNES, SUSAN	200-Teacher	\$65,900.00	1.00	0	10	\$0.00	\$0.00	\$6,517.65	\$25.20
BARNETT, SARA	200-Teacher	\$46,330.00	1.00	0	10	\$0.00	\$0.00	\$4,581.99	\$25.20
BARRETT, BRIANNE	200-Teacher	\$46,850.00	1.00	0	10	\$0.00	\$0.00	\$4,633.48	\$25.20
BART, KIMBERLY	200-Teacher	\$72,180.00	1.00	0	10	\$0.00	\$0.00	\$7,138.60	\$25.20
BEALS, JANARRA	250-Special Education Teacher	\$30,918.00	1.00	0	6	\$0.00	\$0.00	\$3,057.87	\$12.60
BECK, HEIDI	126-Dean of Students Teacher no admin endorsement)	\$70,714.55	1.00	0	13	\$0.00	\$0.00	\$6,993.82	\$182.76
BELL, SARAH	250-Special Education Teacher	\$54,500.00	1.00	0	10	\$0.00	\$0.00	\$5,390.07	\$25.20
BELLER, THOMAS	200-Teacher	\$51,745.00	1.00	0	10	\$0.00	\$0.00	\$5,117.59	\$25.20
BELLINGER, STEPHANI	200-Teacher	\$51,530.00	1.00	0	10	\$0.00	\$0.00	\$5,096.27	\$25.20
BINION, KASSONDRA	250-Special Education Teacher	\$44,250.00	1.00	0	10	\$0.00	\$0.00	\$4,376.33	\$25.20
BIRD, ATALECE	200-Teacher	\$51,625.00	1.00	0	10	\$0.00	\$0.00	\$5,105.87	\$25.20
BIRD, SHARON	203-English as a Second Language Teacher	\$23,719.20	0.49	0	10	\$0.00	\$0.00	\$6,099.34	\$25.20
BLACK, MARIANNE	153-Special Education Supervisor	\$80,467.00	1.00	5	13	\$0.00	\$0.00	\$7,958.35	\$202.92
BLACKETER, HANNAH	200-Teacher	\$49,970.00	1.00	0	10	\$0.00	\$0.00	\$4,942.09	\$25.20
BLADES, PAMELA S	200-Teacher	\$60,460.00	1.00	0	10	\$0.00	\$0.00	\$5,979.49	\$25.20

Name	Position	Base Salary	FTE	Vacation Days	Sick Days	Bonuses	Annuities	Retirement Enhancements	Other Benefits
BOERGER, DEBBIE	200-Teacher	\$47,890.00	1.00	0	10	\$0.00	\$0.00	\$4,736.43	\$25.20
BOETTCHER, RAQUEL	200-Teacher	\$43,819.81	1.00	0	10	\$0.00	\$0.00	\$4,333.79	\$25.20
BOHANNON, AUDREY	200-Teacher	\$48,410.00	1.00	0	10	\$0.00	\$0.00	\$4,787.90	\$25.20
BOHNSACK, MARIA	200-Teacher	\$74,910.00	1.00	0	10	\$0.00	\$0.00	\$7,408.71	\$25.20
BOLINE, SARAH	200-Teacher	\$48,740.06	1.00	0	10	\$0.00	\$0.00	\$4,820.46	\$25.20
BONE, MARGARET	200-Teacher	\$57,000.00	1.00	0	10	\$0.00	\$0.00	\$5,637.32	\$25.20
BONEBRAKE, MICHELLE	104-Assistant Principal	\$84,175.00	1.00	5	13	\$0.00	\$0.00	\$8,324.94	\$213.00
BOOMER, KRISTINE	203-English as a Second Language Teacher	\$51,010.00	1.00	0	10	\$0.00	\$0.00	\$5,045.04	\$25.20
BOYD, SUMMER	200-Teacher	\$60,460.00	1.00	0	10	\$0.00	\$0.00	\$5,979.49	\$25.20
BOYNTON, THERESA	250-Special Education Teacher	\$32,589.54	0.56	0	10	\$0.00	\$0.00	\$3,223.13	\$14.70
BRACKETT, PATRICIA	200-Teacher	\$77,500.00	1.00	0	10	\$0.00	\$0.00	\$7,664.80	\$25.20
BRADEN, MARCY	200-Teacher	\$45,290.00	1.00	0	10	\$0.00	\$0.00	\$4,479.29	\$25.20
BRADSHAW, MICAH	200-Teacher	\$55,630.00	1.00	0	10	\$0.00	\$0.00	\$5,501.85	\$25.20
BRADY, MARY	103-Principal	\$102,234.00	1.00	5	15	\$0.00	\$0.00	\$10,111.13	\$258.36
BRAHLER, ANNIE	250-Special Education Teacher	\$45,290.00	1.00	0	10	\$0.00	\$0.00	\$4,479.29	\$25.20
BRANDT, DIANNE	103-Principal	\$101,473.00	1.00	5	15	\$0.00	\$0.00	\$10,035.74	\$255.84
BREHM, PAIGE	200-Teacher	\$47,860.00	1.00	0	10	\$0.00	\$0.00	\$4,733.30	\$25.20
BREWER, CHELSEA	250-Special Education Teacher	\$52,855.00	1.00	0	10	\$0.00	\$0.00	\$5,227.32	\$25.20
BRIAR, EVAN	200-Teacher	\$45,810.00	1.00	0	10	\$0.00	\$0.00	\$4,530.76	\$25.20
BRICE, SARAH	200-Teacher	\$58,650.00	1.00	0	10	\$0.00	\$0.00	\$5,800.60	\$25.20
BRINKOETTER, ALLISON	200-Teacher	\$48,930.00	1.00	0	10	\$0.00	\$0.00	\$4,839.13	\$25.20
Brinkoetter, Elizabeth	200-Teacher	\$52,855.00	1.00	0	10	\$0.00	\$0.00	\$5,227.32	\$25.20
BROWN, MICHELLE	200-Teacher	\$49,970.00	1.00	0	10	\$0.00	\$0.00	\$4,942.09	\$25.20
BROWN, PETER	200-Teacher	\$46,850.00	1.00	0	10	\$0.00	\$0.00	\$4,633.47	\$25.20
BROWN, WHITNEY	200-Teacher	\$25,226.88	0.69	0	10	\$0.00	\$0.00	\$2,494.94	\$14.70
BROWN, WHITNEY	200-Teacher	\$21,623.12	0.31	0	0	\$0.00	\$0.00	\$2,138.55	\$10.50
BROWNING, TAMI	200-Teacher	\$71,180.00	1.00	0	10	\$0.00	\$0.00	\$7,039.77	\$25.20
BRUMMETT, KIMBERLY	200-Teacher	\$48,410.00	1.00	0	10	\$0.00	\$0.00	\$4,787.90	\$25.20
BRYAN, ELDON	200-Teacher	\$70,732.98	1.00	0	10	\$0.00	\$0.00	\$6,995.53	\$25.20
BRYLES, ANGELA	200-Teacher	\$53,810.00	1.00	0	10	\$0.00	\$0.00	\$5,321.93	\$25.20
Bundy, Ronda L	200-Teacher	\$56,673.00	1.00	0	0	\$0.00	\$0.00	\$0.00	\$0.00
BURTON, HALEY	200-Teacher	\$37,858.33	0.74	0	8	\$0.00	\$0.00	\$3,744.18	\$22.76
BUSCH, KATHERINE	200-Teacher	\$52,300.00	1.00	0	10	\$0.00	\$0.00	\$5,172.44	\$25.20
BUTLER, TIARA	200-Teacher	\$21,879.17	0.24	0	10	\$0.00	\$0.00	\$2,163.86	\$14.00
BYCZYNSKI, ARTHUR	250-Special Education Teacher	\$68,120.00	1.00	0	10	\$0.00	\$0.00	\$6,737.12	\$25.20
BYLER, HYE-SEUNG	250-Special Education Teacher	\$57,420.00	1.00	0	10	\$0.00	\$0.00	\$5,678.92	\$25.20
CALDWELL, KRISTI	250-Special Education Teacher	\$49,707.30	1.00	0	10	\$0.00	\$0.00	\$4,916.02	\$25.20
CALHOUN, TINA	250-Special Education Teacher	\$50,490.00	1.00	0	10	\$0.00	\$0.00	\$4,993.57	\$25.20

Name	Position	Base Salary	FTE	Vacation Days	Sick Days	Bonuses	Annuities	Retirement Enhancements	Other Benefits
CAMACHO, DAWN	250-Special Education Teacher	\$61,220.00	1.00	0	10	\$0.00	\$0.00	\$6,054.61	\$25.20
CAMERON, JESSICA	200-Teacher	\$47,890.00	1.00	0	10	\$0.00	\$0.00	\$4,736.43	\$25.20
CAPRANICA, LAUREN	200-Teacher	\$11,689.94	0.07	0	10	\$0.00	\$0.00	\$1,156.15	\$4.20
CARLISLE, ADAM	200-Teacher	\$50,080.00	1.00	0	10	\$0.00	\$0.00	\$4,953.01	\$25.20
CARTER, SHANNON E	250-Special Education Teacher	\$78,380.00	1.00	0	10	\$0.00	\$0.00	\$7,751.89	\$25.20
CARVER, KIMBERLY	200-Teacher	\$54,500.00	1.00	0	10	\$0.00	\$0.00	\$5,390.10	\$25.20
CARVER, TAMMY	200-Teacher	\$73,630.00	1.00	0	10	\$0.00	\$0.00	\$7,282.09	\$25.20
CASE, ELIZABETH	250-Special Education Teacher	\$58,650.00	1.00	0	10	\$0.00	\$0.00	\$5,800.60	\$25.20
CASSIDY, STEPHANIE	250-Special Education Teacher	\$66,950.00	1.00	0	10	\$0.00	\$0.00	\$6,621.42	\$25.20
CEARLOCK, DENA	200-Teacher	\$16,719.00	0.30	0	3	\$0.00	\$0.00	\$1,653.58	\$0.00
CHRISTNER, JACOB	200-Teacher	\$48,930.00	1.00	0	10	\$0.00	\$0.00	\$4,839.13	\$25.20
CHUMBLEY, ALISON	250-Special Education Teacher	\$58,380.00	1.00	0	10	\$0.00	\$0.00	\$5,773.83	\$25.20
CHUMBLEY, KIP	200-Teacher	\$28,734.00	1.00	0	6	\$0.00	\$0.00	\$2,841.92	\$0.08
CLARK, BOBBI	200-Teacher	\$48,410.00	1.00	0	10	\$0.00	\$0.00	\$4,787.80	\$25.20
CLARK, CLAUDIA	200-Teacher	\$61,670.00	1.00	0	10	\$0.00	\$0.00	\$6,096.02	\$25.20
CLARK, ROCHELLE	101-Assistant/Associate District Superintendent	\$79,997.58	0.49	13	13	\$0.00	\$0.00	\$7,911.80	\$178.92
CLARK, ROCHELLE	100-District Superintendent	\$79,000.98	0.39	13	13	\$0.00	\$0.00	\$7,813.30	\$259.56
CLICK, NATALIE	200-Teacher	\$54,520.00	1.00	0	10	\$0.00	\$0.00	\$5,392.15	\$25.20
COIT, ALLISON	200-Teacher	\$44,250.00	1.00	0	10	\$0.00	\$0.00	\$4,376.33	\$25.20
COLE, LINDA	250-Special Education Teacher	\$67,510.00	1.00	0	10	\$0.00	\$0.00	\$6,676.80	\$25.20
COMERFORD, JULIE	250-Special Education Teacher	\$46,850.00	1.00	0	10	\$0.00	\$0.00	\$4,633.47	\$25.20
COMSTOCK, RENEE	200-Teacher	\$58,160.00	1.00	0	10	\$0.00	\$0.00	\$5,751.99	\$25.20
CONN, ELDON	103-Principal	\$111,545.00	1.00	20	15	\$0.00	\$0.00	\$11,031.81	\$282.24
CONWAY, SUSAN	200-Teacher	\$74,220.00	1.00	0	10	\$0.00	\$0.00	\$7,340.34	\$0.00
COOK, TRACY	250-Special Education Teacher	\$71,180.00	1.00	0	10	\$0.00	\$0.00	\$7,039.77	\$25.20
COOPER, ANNE	200-Teacher	\$67,510.00	1.00	0	10	\$0.00	\$0.00	\$6,676.80	\$25.20
CORDOVA, REBECCA	200-Teacher	\$47,890.00	1.00	0	10	\$0.00	\$0.00	\$4,736.43	\$25.20
COVAULT, TODD	114-Chief School Business Official	\$141,189.46	0.67	14	15	\$0.00	\$0.00	\$13,963.79	\$310.17
COVERSTONE, AIMEE	250-Special Education Teacher	\$44,770.00	1.00	0	10	\$0.00	\$0.00	\$4,427.81	\$25.20
Craig, Annette S	200-Teacher	\$49,100.00	1.00	0	0	\$0.00	\$0.00	\$0.00	\$0.00
CRAVEN, CARISSA	200-Teacher	\$46,330.00	1.00	0	10	\$0.00	\$0.00	\$4,582.01	\$18.90
CREASON, JACKALYN	200-Teacher	\$51,745.00	1.00	0	10	\$0.00	\$0.00	\$5,117.59	\$25.20
CREIGHTON, KEITH	104-Assistant Principal	\$79,346.00	1.00	5	13	\$0.00	\$0.00	\$7,847.32	\$200.40
CRIBE, MELISSA	200-Teacher	\$64,680.00	1.00	0	10	\$0.00	\$0.00	\$6,397.04	\$25.20
CROOK, MEREDITH	200-Teacher	\$46,850.00	1.00	0	10	\$0.00	\$0.00	\$4,633.47	\$25.20
CROSS, KYLE	200-Teacher	\$48,410.00	1.00	0	10	\$0.00	\$0.00	\$4,787.88	\$25.20
CRUTCHER, JASON	200-Teacher	\$61,220.00	1.00	0	10	\$0.00	\$0.00	\$6,054.61	\$25.20
CURRY, MICHAEL C	114-Chief School Business Official	\$72,344.57	0.44	6	6	\$0.00	\$0.00	\$7,154.95	\$244.02

Name	Position	Base Salary	FTE	Vacation Days	Sick Days	Bonuses	Annuities	Retirement Enhancements	Other Benefits
DABROWSKA, PAULINA	200-Teacher	\$45,810.00	1.00	0	10	\$0.00	\$0.00	\$4,530.76	\$25.20
DAGGETT, ALEXANDRA	200-Teacher	\$45,290.00	1.00	0	10	\$0.00	\$0.00	\$4,479.28	\$18.90
DANBURY, JESSE	200-Teacher	\$47,890.00	1.00	0	10	\$0.00	\$0.00	\$4,736.43	\$25.20
DANCE, CAROL	200-Teacher	\$36,092.30	0.51	0	10	\$0.00	\$0.00	\$3,569.59	\$8.40
DANCE, CAROL	200-Teacher	\$22,557.70	0.49	0	0	\$0.00	\$0.00	\$2,230.98	\$16.80
DASE, JEFFERY	101-Assistant/Associate District Superintendent	\$164,969.00	1.00	17	15	\$0.00	\$0.00	\$16,315.53	\$415.80
DAVIDSON, SCOTT	200-Teacher	\$59,630.00	1.00	0	10	\$0.00	\$0.00	\$5,897.58	\$25.20
DAVIS, CHELSEA	200-Teacher	\$36,609.42	1.00	0	10	\$0.00	\$0.00	\$3,620.74	\$25.20
DAVIS, MICHELLE	203-English as a Second Language Teacher	\$50,490.00	1.00	0	10	\$0.00	\$0.00	\$4,993.57	\$25.20
DAVIS, RISE	250-Special Education Teacher	\$85,674.60	1.00	0	10	\$0.00	\$0.00	\$8,473.37	\$18.90
DAVIS, SCOTT	200-Teacher	\$61,390.00	1.00	0	10	\$0.00	\$0.00	\$6,071.53	\$18.90
DAVIS-KITSON, HOLLY	103-Principal	\$98,485.00	1.00	5	15	\$0.00	\$0.00	\$9,740.39	\$248.28
DAWSON, JAMES	200-Teacher	\$49,970.00	1.00	0	10	\$0.00	\$0.00	\$4,942.09	\$25.20
DAYKIN, SARA	200-Teacher	\$48,658.17	1.00	0	10	\$0.00	\$0.00	\$4,812.25	\$25.20
DECESARO, KIMBERLEE	250-Special Education Teacher	\$74,220.00	1.00	0	10	\$0.00	\$0.00	\$7,340.31	\$25.20
DELONG, ABBY	200-Teacher	\$45,810.00	1.00	0	10	\$0.00	\$0.00	\$4,530.76	\$25.20
DETMERS, JENNIFER	250-Special Education Teacher	\$52,050.00	1.00	0	10	\$0.00	\$0.00	\$5,147.75	\$25.20
DEVORE, SARA	250-Special Education Teacher	\$47,890.00	1.00	0	10	\$0.00	\$0.00	\$4,736.43	\$25.20
DIAZ, TARYN	200-Teacher	\$55,730.00	1.00	0	10	\$0.00	\$0.00	\$5,511.74	\$25.20
DICKSON, ROSEMARY	200-Teacher	\$44,250.00	1.00	0	10	\$0.00	\$0.00	\$4,376.33	\$25.20
DOBRINICK, ARYN	200-Teacher	\$44,975.49	1.00	0	10	\$0.00	\$0.00	\$4,448.18	\$25.20
DONAHUE, THOMAS	250-Special Education Teacher	\$65,060.00	1.00	0	10	\$0.00	\$0.00	\$6,434.48	\$25.20
DOUBET, KELSEY	200-Teacher	\$47,370.00	1.00	0	10	\$0.00	\$0.00	\$4,684.95	\$21.00
DOWNEY, ANN	200-Teacher	\$53,965.00	1.00	0	10	\$0.00	\$0.00	\$5,337.27	\$25.20
DUFF, MELISSA	200-Teacher	\$82,060.63	1.00	0	3	\$0.00	\$0.00	\$8,115.88	\$18.90
DURBIN-STAPLES, MELISSA	250-Special Education Teacher	\$56,225.00	1.00	0	10	\$0.00	\$0.00	\$5,560.62	\$25.20
DURST, CHARLES	200-Teacher	\$47,890.00	1.00	0	10	\$0.00	\$0.00	\$4,736.43	\$25.20
DYSON, TERI M	107-General Administrator or General Supervisor	\$85,669.00	1.00	0	0	\$0.00	\$0.00	\$8,472.63	\$216.72
EAGLER, APRIL M	200-Teacher	\$48,080.00	1.00	0	0	\$0.00	\$0.00	\$0.00	\$0.00
EASTIN, LARRY	200-Teacher	\$61,220.00	1.00	0	10	\$0.00	\$0.00	\$6,054.63	\$18.90
EDRINGTON, AMY	200-Teacher	\$58,650.00	1.00	0	10	\$0.00	\$0.00	\$5,800.59	\$18.90
EILERS, CRYSTAL	200-Teacher	\$53,384.16	1.00	0	10	\$0.00	\$0.00	\$5,279.80	\$25.20
ELAM, PATRICIA	200-Teacher	\$61,670.00	1.00	0	10	\$0.00	\$0.00	\$6,099.34	\$25.20
ELLIS, QUERIDA	104-Assistant Principal	\$75,597.00	1.00	5	13	\$0.00	\$0.00	\$7,476.56	\$216.52
ELLIS, TERRI	200-Teacher	\$51,010.00	1.00	0	10	\$0.00	\$0.00	\$5,045.04	\$25.20
ELLISON, JESSICA	155-Supervisor of One School Support Personnel Area	\$94,931.00	1.00	5	13	\$0.00	\$0.00	\$9,388.86	\$239.40
ELMER, JAKE	200-Teacher	\$44,250.00	1.00	0	10	\$0.00	\$0.00	\$4,376.34	\$18.90
EMROSKI, ALBULENA	200-Teacher	\$46,330.00	1.00	0	10	\$0.00	\$0.00	\$4,581.99	\$25.20

Name	Position	Base Salary	FTE	Vacation Days	Sick Days	Bonuses	Annuities	Retirement Enhancements	Other Benefits
ENGLAND, HEATHER	104-Assistant Principal	\$76,260.00	1.00	5	13	\$0.00	\$0.00	\$7,542.08	\$192.84
ERTL, BRIDGETT	200-Teacher	\$55,630.00	1.00	0	10	\$0.00	\$0.00	\$5,501.88	\$25.20
EVANS, MARY	200-Teacher	\$54,530.00	1.00	0	10	\$0.00	\$0.00	\$5,393.15	\$25.20
FANE, JULIE	103-Principal	\$100,797.00	1.00	5	15	\$0.00	\$0.00	\$9,968.91	\$212.10
FEHRENBACH, KATHERINE	200-Teacher	\$45,810.00	1.00	0	10	\$0.00	\$0.00	\$4,530.76	\$25.20
FENDERSON, NIKI R	103-Principal	\$94,000.00	1.00	0	0	\$0.00	\$0.00	\$0.00	\$0.00
FERRIS, KATHLEEN	200-Teacher	\$58,160.00	1.00	0	10	\$0.00	\$0.00	\$5,751.99	\$25.20
FINK, BRIANNA	200-Teacher	\$44,770.00	1.00	0	10	\$0.00	\$0.00	\$4,427.81	\$25.20
FLAHERTY, SEAN	200-Teacher	\$60,460.00	1.00	0	10	\$0.00	\$0.00	\$5,979.49	\$25.20
FLANIGAN, DENA	200-Teacher	\$47,890.00	1.00	0	10	\$0.00	\$0.00	\$4,736.43	\$25.20
FLANIGAN, JOSEPH	200-Teacher	\$66,990.00	1.00	0	10	\$0.00	\$0.00	\$6,625.32	\$25.20
FLANIGAN, MEGAN	200-Teacher	\$12,581.52	0.29	0	10	\$0.00	\$0.00	\$1,244.34	\$6.30
FLEMING, KAYLA	200-Teacher	\$48,930.00	1.00	0	10	\$0.00	\$0.00	\$4,839.17	\$25.20
FLESCH, SKYLER	200-Teacher	\$44,770.00	1.00	0	10	\$0.00	\$0.00	\$4,427.81	\$25.20
FLINT, APRIL	200-Teacher	\$44,770.00	1.00	0	10	\$0.00	\$0.00	\$4,427.81	\$25.20
FLOURNOY, JASON	126-Dean of Students Teacher no admin endorsement)	\$72,385.00	1.00	0	13	\$0.00	\$0.00	\$7,158.86	\$182.76
FLOWERS, CRAIG	200-Teacher	\$44,786.72	1.00	0	10	\$0.00	\$0.00	\$4,453.81	\$16.80
FOLMNSBEE, JODI	200-Teacher	\$45,810.00	1.00	0	10	\$0.00	\$0.00	\$4,530.65	\$18.90
FORNEAR, KATHLEEN	250-Special Education Teacher	\$58,380.00	1.00	0	10	\$0.00	\$0.00	\$5,773.83	\$25.20
FOSTER, LISA	250-Special Education Teacher	\$80,866.98	1.00	0	10	\$0.00	\$0.00	\$7,997.80	\$25.20
FOUST, MOLLY	200-Teacher	\$56,830.00	1.00	0	10	\$0.00	\$0.00	\$5,620.42	\$25.20
FOWLER, GAROLD	200-Teacher	\$56,225.00	1.00	0	10	\$0.00	\$0.00	\$5,560.62	\$25.20
FREESE, HANNAH	250-Special Education Teacher	\$44,770.00	1.00	0	10	\$0.00	\$0.00	\$4,427.81	\$25.20
FRIEDRICH, TRAVIS	151-Assistant Special Education Director	\$107,719.00	1.00	17	15	\$0.00	\$0.00	\$10,653.50	\$272.16
FRITZGERALD, JENNIFER	250-Special Education Teacher	\$83,371.54	1.00	0	0	\$0.00	\$0.00	\$8,245.61	\$18.90
FULLER, LINDSEY	200-Teacher	\$50,018.13	1.00	0	10	\$0.00	\$0.00	\$4,946.93	\$25.20
FUNSTON, JUDITH	250-Special Education Teacher	\$63,490.00	1.00	0	10	\$0.00	\$0.00	\$6,279.27	\$25.20
GANLEY, KATHERINE	200-Teacher	\$47,890.00	1.00	0	10	\$0.00	\$0.00	\$4,736.43	\$25.20
GANLEY, RHONDA	200-Teacher	\$89,641.03	1.00	0	4	\$0.00	\$0.00	\$8,865.58	\$18.90
GARNER, TODD	200-Teacher	\$61,220.00	1.00	0	10	\$0.00	\$0.00	\$6,054.61	\$25.20
GEE, KYLA	200-Teacher	\$44,250.00	1.00	0	10	\$0.00	\$0.00	\$4,376.33	\$25.20
GENET, NICOLE	200-Teacher	\$58,650.00	1.00	0	10	\$0.00	\$0.00	\$5,800.60	\$25.20
GIBERSON, CARLA	200-Teacher	\$47,370.00	1.00	0	10	\$0.00	\$0.00	\$4,684.95	\$25.20
GIBSON, ANNELL	200-Teacher	\$51,010.00	1.00	0	10	\$0.00	\$0.00	\$5,045.02	\$24.90
Gilbert, Timothy E	200-Teacher	\$60,625.00	1.00	0	0	\$0.00	\$0.00	\$0.00	\$0.00
GOEDE, MELISSA	200-Teacher	\$48,415.00	1.00	0	10	\$0.00	\$0.00	\$4,788.21	\$25.20
GOODMAN, JAIME	200-Teacher	\$51,010.00	1.00	0	10	\$0.00	\$0.00	\$5,044.94	\$6.30
GOODMAN, STACY	200-Teacher	\$47,370.00	1.00	0	10	\$0.00	\$0.00	\$4,684.95	\$25.20

Name	Position	Base Salary	FTE	Vacation Days	Sick Days	Bonuses	Annuities	Retirement Enhancements	Other Benefits
GOULD, TIMOTHY	200-Teacher	\$34,285.56	0.43	0	10	\$0.00	\$0.00	\$3,390.83	\$12.60
GRADY, JEWEL	200-Teacher	\$84,883.45	1.00	0	0	\$0.00	\$0.00	\$8,394.96	\$18.90
GREEN, GREGORY	200-Teacher	\$57,000.00	1.00	0	10	\$0.00	\$0.00	\$5,637.32	\$25.20
GREEN, KAY	200-Teacher	\$66,279.93	1.00	0	10	\$0.00	\$0.00	\$6,555.07	\$18.90
GREENE, KEVIN	200-Teacher	\$46,850.00	1.00	0	10	\$0.00	\$0.00	\$4,633.47	\$25.20
GREENWOOD, JUDY	250-Special Education Teacher	\$53,810.00	1.00	0	10	\$0.00	\$0.00	\$5,321.93	\$25.20
GREER, LESLIE	250-Special Education Teacher	\$48,410.00	1.00	0	10	\$0.00	\$0.00	\$4,787.90	\$25.20
GROSS, RICHARD	200-Teacher	\$52,590.00	1.00	0	10	\$0.00	\$0.00	\$5,201.29	\$25.20
GROSSMAN, MATTHEW	200-Teacher	\$53,410.00	1.00	0	10	\$0.00	\$0.00	\$5,282.42	\$24.11
GROVES, HEATHER	200-Teacher	\$51,530.00	1.00	0	10	\$0.00	\$0.00	\$5,096.27	\$25.20
GRUBBS, JONI	200-Teacher	\$55,650.00	1.00	0	10	\$0.00	\$0.00	\$5,503.95	\$25.20
GRUEN, HANNAH	200-Teacher	\$44,250.00	1.00	0	10	\$0.00	\$0.00	\$4,376.33	\$25.20
GRUEN, PAULA	200-Teacher	\$62,920.00	1.00	0	10	\$0.00	\$0.00	\$6,222.84	\$25.20
GUERNSEY, ANGELA	200-Teacher	\$35,926.20	0.51	0	10	\$0.00	\$0.00	\$3,553.12	\$14.57
GUERNSEY, ANGELA	200-Teacher	\$22,454.00	0.49	0	0	\$0.00	\$0.00	\$2,220.72	\$0.00
GULLY, GENEKA	103-Principal	\$97,752.00	1.00	5	15	\$0.00	\$0.00	\$9,667.77	\$164.64
GUNTLE, ASHLEY	250-Special Education Teacher	\$49,970.00	1.00	0	10	\$0.00	\$0.00	\$4,942.09	\$25.20
GUTTSCHOW, LOGAN	200-Teacher	\$22,136.28	0.24	0	10	\$0.00	\$0.00	\$2,189.30	\$8.40
HACKMAN, JILL	250-Special Education Teacher	\$71,180.00	1.00	0	10	\$0.00	\$0.00	\$7,039.77	\$25.20
HALE, KEVIN	200-Teacher	\$68,120.00	1.00	0	10	\$0.00	\$0.00	\$6,737.12	\$25.20
HALE, KYLIE	200-Teacher	\$46,330.00	1.00	0	10	\$0.00	\$0.00	\$4,581.99	\$25.20
HALEY, CARRIE	200-Teacher	\$48,930.00	1.00	0	10	\$0.00	\$0.00	\$4,839.13	\$25.20
HALL, BILLIE	200-Teacher	\$54,520.00	1.00	0	10	\$0.00	\$0.00	\$5,392.15	\$25.20
HARDING, DAVID	200-Teacher	\$47,890.00	1.00	0	10	\$0.00	\$0.00	\$4,736.43	\$25.20
HARDING, ELIZABETH	200-Teacher	\$47,370.00	1.00	0	10	\$0.00	\$0.00	\$4,684.95	\$25.20
HARFORD, SKYLER	200-Teacher	\$45,810.00	1.00	0	10	\$0.00	\$0.00	\$4,530.76	\$25.20
HARMAN, REBECCA	200-Teacher	\$57,420.00	1.00	0	10	\$0.00	\$0.00	\$5,678.92	\$25.20
HARPER, DEBRA	200-Teacher	\$74,220.00	1.00	0	10	\$0.00	\$0.00	\$7,340.31	\$25.10
HARTZMARK, JONATHAN	200-Teacher	\$50,635.00	1.00	0	10	\$0.00	\$0.00	\$5,007.86	\$25.20
HAUSLER, BARBARA	250-Special Education Teacher	\$50,490.00	1.00	0	10	\$0.00	\$0.00	\$4,993.57	\$25.20
HAWK, MATTHEW	250-Special Education Teacher	\$48,410.00	1.00	0	10	\$0.00	\$0.00	\$4,787.90	\$25.20
HAWKINS, DAWN	200-Teacher	\$46,590.80	0.49	0	10	\$0.00	\$0.00	\$4,607.85	\$14.60
HAWKINS, DAWN	200-Teacher	\$29,119.20	0.51	0	0	\$0.00	\$0.00	\$2,879.92	\$10.60
HAWKSHAW, SHELBY	200-Teacher	\$46,330.00	1.00	0	10	\$0.00	\$0.00	\$4,581.99	\$25.20
HAY, MARIANNE	250-Special Education Teacher	\$52,590.00	1.00	0	10	\$0.00	\$0.00	\$5,201.28	\$25.20
HAYES, JUSTIN	250-Special Education Teacher	\$45,810.00	1.00	0	10	\$0.00	\$0.00	\$4,530.76	\$25.20
HAYS, TALITHA	124-Dean of Students Admin (admin endorsement held)	\$17,203.53	0.24	4	13	\$0.00	\$0.00	\$0.00	\$30.66
HAYS, TALITHA	104-Assistant Principal	\$59,976.07	0.39	4	13	\$0.00	\$0.00	\$5,931.63	\$164.85

Name	Position	Base Salary	FTE	Vacation Days	Sick Days	Bonuses	Annuities	Retirement Enhancements	Other Benefits
HEARN, JESSICA	200-Teacher	\$51,010.00	1.00	0	10	\$0.00	\$0.00	\$5,045.04	\$25.12
HELM, PAMELA	200-Teacher	\$7,590.33	0.12	0	4	\$0.00	\$0.00	\$750.69	\$3.10
HELM, PAMELA	104-Assistant Principal	\$65,321.00	0.69	4	0	\$0.00	\$0.00	\$6,460.26	\$22.10
HENSON DUNNING, PENNY	200-Teacher	\$53,618.98	1.00	0	0	\$0.00	\$0.00	\$5,303.02	\$18.90
HENTZ, DENITA	200-Teacher	\$66,950.00	1.00	0	10	\$0.00	\$0.00	\$6,621.42	\$25.20
HERRON, HEATHER	200-Teacher	\$25,221.61	0.24	0	10	\$0.00	\$0.00	\$2,494.48	\$8.40
HICKS, SUSAN	200-Teacher	\$22,136.28	0.24	0	10	\$0.00	\$0.00	\$2,189.30	\$8.40
HILL, KATIE	200-Teacher	\$52,590.00	1.00	0	10	\$0.00	\$0.00	\$5,201.30	\$25.20
HILLMAN, DEANNE	107-General Administrator or General Supervisor	\$159,525.00	1.00	20	15	\$0.00	\$0.00	\$15,777.31	\$336.00
HILLMAN, HANNAH	200-Teacher	\$44,250.00	1.00	0	10	\$0.00	\$0.00	\$4,376.33	\$24.48
HILLMAN, HARL	200-Teacher	\$72,257.45	1.00	0	10	\$0.00	\$0.00	\$7,146.33	\$18.90
HODGE, ROBIN R	250-Special Education Teacher	\$23,845.83	0.29	0	10	\$0.00	\$0.00	\$2,358.36	\$10.50
HOFFMAN, RAYMOND L	200-Teacher	\$44,250.00	1.00	0	10	\$0.00	\$0.00	\$4,376.33	\$24.92
HOLT, E	200-Teacher	\$61,670.00	1.00	0	10	\$0.00	\$0.00	\$6,099.34	\$25.20
HONORABLE, DESIREE	200-Teacher	\$43,573.53	1.00	0	10	\$0.00	\$0.00	\$4,309.49	\$18.90
HOPKINS, GARY	200-Teacher	\$90,909.06	1.00	0	10	\$0.00	\$0.00	\$8,990.94	\$18.90
HOPKINS, JENNIFER	200-Teacher	\$90,909.07	1.00	0	10	\$0.00	\$0.00	\$8,990.94	\$18.90
HORATH, KATHLEEN	152-Special Education Director	\$145,894.00	1.00	20	15	\$0.00	\$0.00	\$14,428.96	\$367.92
HORCHEM, SARA	200-Teacher	\$52,855.00	1.00	0	10	\$0.00	\$0.00	\$5,227.32	\$25.20
HORN, JAMES	200-Teacher	\$52,590.00	1.00	0	10	\$0.00	\$0.00	\$5,201.30	\$25.20
HOUCHINS, MICHELLE	200-Teacher	\$52,590.00	1.00	0	10	\$0.00	\$0.00	\$5,201.30	\$25.20
HUBBARD, JILL	200-Teacher	\$66,450.00	1.00	0	10	\$0.00	\$0.00	\$6,572.01	\$25.20
HUDSON, KRISTA	200-Teacher	\$58,380.00	1.00	0	10	\$0.00	\$0.00	\$5,773.83	\$25.20
HUEY, MICHAEL	200-Teacher	\$53,410.00	1.00	0	10	\$0.00	\$0.00	\$5,282.42	\$25.20
HUFF, BRITTANY	200-Teacher	\$45,290.00	1.00	0	10	\$0.00	\$0.00	\$4,479.29	\$25.20
INGRAM, CORDELL	103-Principal	\$151,898.00	1.00	20	15	\$0.00	\$0.00	\$15,022.80	\$383.04
JACKSON, CHRISTIAN	200-Teacher	\$44,250.00	1.00	0	10	\$0.00	\$0.00	\$4,376.33	\$25.20
JACKSON, DELIA	200-Teacher	\$44,250.00	1.00	0	10	\$0.00	\$0.00	\$4,376.33	\$25.20
JAMES, TRESSA	200-Teacher	\$66,990.00	1.00	0	10	\$0.00	\$0.00	\$6,625.33	\$25.20
JELKS, BRANDON	200-Teacher	\$53,925.00	1.00	0	10	\$0.00	\$0.00	\$5,333.12	\$25.20
JOHNSON, COLLEEN	250-Special Education Teacher	\$63,625.16	1.00	0	10	\$0.00	\$0.00	\$6,292.54	\$25.20
JOHNSON, LESLIE	200-Teacher	\$61,670.00	1.00	0	10	\$0.00	\$0.00	\$6,099.34	\$25.20
JONES, ANDREW	200-Teacher	\$51,745.00	1.00	0	10	\$0.00	\$0.00	\$5,117.59	\$25.20
JONES, ANDREW	200-Teacher	\$48,410.00	1.00	0	10	\$0.00	\$0.00	\$4,787.90	\$25.20
JONES, CATHALYN	200-Teacher	\$49,970.00	1.00	0	10	\$0.00	\$0.00	\$4,942.09	\$25.20
JONES, SARAH	200-Teacher	\$49,525.00	1.00	0	10	\$0.00	\$0.00	\$4,898.13	\$25.20
JONES, STEPHEN	200-Teacher	\$47,370.00	1.00	0	10	\$0.00	\$0.00	\$4,684.95	\$25.20
JORDAN, DEREK	104-Assistant Principal	\$83,455.00	1.00	5	13	\$0.00	\$0.00	\$8,253.70	\$228.02

Name	Position	Base Salary	FTE	Vacation Days	Sick Days	Bonuses	Annuities	Retirement Enhancements	Other Benefits
JOSTES, KATHRYN	250-Special Education Teacher	\$47,334.32	1.00	0	10	\$0.00	\$0.00	\$4,681.50	\$25.20
JOYNER, TEMETHIA	200-Teacher	\$51,530.00	1.00	0	10	\$0.00	\$0.00	\$5,096.27	\$25.20
JUMP, AMBER	200-Teacher	\$44,535.08	1.00	0	10	\$0.00	\$0.00	\$4,404.62	\$25.20
JUMP, AUBREY	200-Teacher	\$49,450.00	1.00	0	10	\$0.00	\$0.00	\$4,890.61	\$25.20
KACZYNSKI, ASHLEY	200-Teacher	\$46,850.00	1.00	0	10	\$0.00	\$0.00	\$4,633.47	\$25.20
KARAKACHOS, ELIZABETH	200-Teacher	\$45,810.00	1.00	0	10	\$0.00	\$0.00	\$4,530.76	\$25.20
KASZA, LINDSAY	200-Teacher	\$33,577.50	0.75	0	10	\$0.00	\$0.00	\$3,320.85	\$14.70
KATES, TONYA	200-Teacher	\$47,890.00	1.00	0	10	\$0.00	\$0.00	\$4,736.43	\$18.90
KEATHLEY, JOSLYN	200-Teacher	\$47,890.00	1.00	0	10	\$0.00	\$0.00	\$4,736.43	\$25.20
KEEL, SARAH	250-Special Education Teacher	\$64,680.00	1.00	0	10	\$0.00	\$0.00	\$6,397.04	\$25.20
KEIZER, CAROLYNN	200-Teacher	\$52,590.00	1.00	0	10	\$0.00	\$0.00	\$5,201.30	\$25.20
KELLY, SARA	200-Teacher	\$50,490.00	1.00	0	10	\$0.00	\$0.00	\$4,993.57	\$25.20
KELSON, VANESSA	200-Teacher	\$50,080.00	1.00	0	10	\$0.00	\$0.00	\$4,953.01	\$25.20
KENNEDY, C	200-Teacher	\$49,970.00	1.00	0	10	\$0.00	\$0.00	\$4,942.09	\$25.20
KENNEDY, SARA	200-Teacher	\$49,525.00	1.00	0	10	\$0.00	\$0.00	\$4,898.13	\$25.05
KENNEY, BRYAN	200-Teacher	\$51,745.00	1.00	0	10	\$0.00	\$0.00	\$5,117.60	\$18.90
KERN, REBECCA	104-Assistant Principal	\$91,137.00	1.00	20	15	\$0.00	\$0.00	\$9,013.42	\$192.20
KERNAGHAN, CHRISTY	200-Teacher	\$49,450.00	1.00	0	10	\$0.00	\$0.00	\$4,890.61	\$25.20
KING, JEREMY	200-Teacher	\$51,745.00	1.00	0	10	\$0.00	\$0.00	\$5,117.59	\$25.20
KIRBY, AUTUMN	200-Teacher	\$46,330.00	1.00	0	10	\$0.00	\$0.00	\$4,582.00	\$25.04
KIRK, COURTNEY	200-Teacher	\$45,810.00	1.00	0	10	\$0.00	\$0.00	\$4,530.76	\$25.20
KIRKLAND, LIBBY	200-Teacher	\$56,225.00	1.00	0	10	\$0.00	\$0.00	\$5,560.62	\$25.20
KITSON, ASHLEY	200-Teacher	\$47,370.00	1.00	0	10	\$0.00	\$0.00	\$4,684.95	\$25.20
KNUPPEL, SARAH	103-Principal	\$106,126.00	1.00	5	15	\$0.00	\$0.00	\$10,495.94	\$268.44
KOCHER, LINDSEY	153-Special Education Supervisor	\$59,901.00	1.00	4	10	\$0.00	\$0.00	\$5,924.37	\$151.20
KOERWITZ, CHRISTOPHER	153-Special Education Supervisor	\$82,909.00	1.00	5	13	\$0.00	\$0.00	\$8,199.87	\$209.16
KOETJE, RICK	200-Teacher	\$55,075.00	1.00	0	10	\$0.00	\$0.00	\$5,447.00	\$25.20
KOSIEC, JENNY	124-Dean of Students Admin (admin endorsement held)	\$73,266.76	1.00	0	13	\$0.00	\$0.00	\$7,246.24	\$187.80
KOSLOFSKI, TIMOTHY	200-Teacher	\$24,106.88	0.41	0	10	\$0.00	\$0.00	\$2,384.20	\$14.70
KRAMER, DESTINEY	200-Teacher	\$44,770.00	1.00	0	10	\$0.00	\$0.00	\$4,427.81	\$25.20
KRUEGER, HANNAH	250-Special Education Teacher	\$49,450.00	1.00	0	10	\$0.00	\$0.00	\$4,890.61	\$25.20
KRUSE, LORI	250-Special Education Teacher	\$74,024.95	1.00	0	10	\$0.00	\$0.00	\$7,321.22	\$25.20
KUNZEMAN, AMANDA	200-Teacher	\$50,080.00	1.00	0	10	\$0.00	\$0.00	\$4,953.01	\$25.20
KWASNY, DEBORAH	200-Teacher	\$74,220.00	1.00	0	10	\$0.00	\$0.00	\$7,340.31	\$25.20
LAMB, JARED	104-Assistant Principal	\$84,040.00	1.00	5	13	\$0.00	\$0.00	\$8,311.67	\$213.00
LANDACRE, LISA	200-Teacher	\$51,010.00	1.00	0	10	\$0.00	\$0.00	\$5,045.04	\$25.20
LANKER, MERRY	200-Teacher	\$53,410.00	1.00	0	10	\$0.00	\$0.00	\$5,282.42	\$24.79
LAWARY, JAYA J	200-Teacher	\$81,000.00	1.00	0	0	\$0.00	\$0.00	\$0.00	\$0.00

Name	Position	Base Salary	FTE	Vacation Days	Sick Days	Bonuses	Annuities	Retirement Enhancements	Other Benefits
LAWSON, ARIANNA	200-Teacher	\$44,770.00	1.00	0	10	\$0.00	\$0.00	\$4,427.81	\$25.20
LEAHY, IRIS	200-Teacher	\$44,250.00	1.00	0	10	\$0.00	\$0.00	\$4,376.33	\$25.20
LEMANCZYK, LYND SAY	200-Teacher	\$48,410.00	1.00	0	10	\$0.00	\$0.00	\$4,787.90	\$25.20
LEO, STUART	200-Teacher	\$54,500.00	1.00	0	10	\$0.00	\$0.00	\$5,390.07	\$25.20
LIBBEY, KATHERYN	200-Teacher	\$47,305.00	1.00	0	10	\$0.00	\$0.00	\$4,678.46	\$18.90
LINDSEY, CURTISS	104-Assistant Principal	\$94,607.00	1.00	17	15	\$0.00	\$0.00	\$9,356.63	\$239.40
LINDSEY, TODD	250-Special Education Teacher	\$45,290.00	1.00	0	10	\$0.00	\$0.00	\$4,479.29	\$25.20
LIPA, JOSHUA	200-Teacher	\$44,770.00	1.00	0	10	\$0.00	\$0.00	\$4,427.81	\$21.00
LOFLAND, ASHLEY	200-Teacher	\$58,650.00	1.00	0	10	\$0.00	\$0.00	\$5,800.60	\$25.20
LONG, NICOLE	200-Teacher	\$55,075.00	1.00	0	10	\$0.00	\$0.00	\$5,447.00	\$25.20
LONG, STACEY	200-Teacher	\$51,190.00	1.00	0	10	\$0.00	\$0.00	\$5,062.71	\$25.20
LOPEZ, MARIA	153-Special Education Supervisor	\$84,157.00	1.00	5	13	\$0.00	\$0.00	\$8,323.12	\$213.00
LOPEZ, SHARON	200-Teacher	\$69,760.00	1.00	0	10	\$0.00	\$0.00	\$6,899.35	\$25.20
LOTHERT, ANGELICA	250-Special Education Teacher	\$44,250.00	1.00	0	10	\$0.00	\$0.00	\$4,376.33	\$25.20
LOWE, CHRISTINE	200-Teacher	\$48,930.00	1.00	0	10	\$0.00	\$0.00	\$4,839.13	\$25.20
LOZANO, BOBBIE	250-Special Education Teacher	\$59,800.00	1.00	0	10	\$0.00	\$0.00	\$5,914.22	\$25.20
LUCAS, DESTANY	200-Teacher	\$25,585.03	0.24	0	10	\$0.00	\$0.00	\$2,530.37	\$10.50
LUERAS, TARA	200-Teacher	\$44,770.00	1.00	0	10	\$0.00	\$0.00	\$4,427.81	\$25.20
LUTTRELL, KRISTINA	250-Special Education Teacher	\$45,810.00	1.00	0	10	\$0.00	\$0.00	\$4,530.74	\$18.90
LYBARGER, HANNAH	200-Teacher	\$53,410.00	1.00	0	10	\$0.00	\$0.00	\$5,282.42	\$25.20
LYBARGER, RONALD	200-Teacher	\$56,830.00	1.00	0	10	\$0.00	\$0.00	\$5,620.45	\$25.20
LYNCH, DANIEL	103-Principal	\$110,993.00	1.00	5	15	\$0.00	\$0.00	\$10,977.21	\$279.72
LYONS, CRYSTAL	200-Teacher	\$7,710.39	0.17	0	10	\$0.00	\$0.00	\$0.00	\$2.10
MACKEY, SUELLEN	200-Teacher	\$74,910.00	1.00	0	10	\$0.00	\$0.00	\$7,408.71	\$25.20
MAGGIO, AILEEN	153-Special Education Supervisor	\$79,273.00	1.00	5	13	\$0.00	\$0.00	\$7,840.30	\$200.40
MAISEL, DANA	250-Special Education Teacher	\$60,536.65	1.00	0	10	\$0.00	\$0.00	\$5,987.15	\$25.20
MAJOR, ASHLEY	200-Teacher	\$48,410.00	1.00	0	10	\$0.00	\$0.00	\$4,787.90	\$25.20
MAJOR, LORRAINE	200-Teacher	\$51,010.00	1.00	0	10	\$0.00	\$0.00	\$5,045.04	\$25.05
MANDRELL, AMANDA	200-Teacher	\$45,290.00	1.00	0	10	\$0.00	\$0.00	\$4,479.29	\$25.20
MANN, ANGELA F	250-Special Education Teacher	\$54,530.00	1.00	0	10	\$0.00	\$0.00	\$5,393.17	\$25.20
MANN, CASSANDRA	200-Teacher	\$46,850.00	1.00	0	10	\$0.00	\$0.00	\$4,633.47	\$25.20
MANNIX, CHARITY	200-Teacher	\$46,330.00	1.00	0	10	\$0.00	\$0.00	\$4,582.01	\$18.90
MANNLEIN, OLIVIA	200-Teacher	\$48,410.00	1.00	0	10	\$0.00	\$0.00	\$4,787.90	\$25.20
MAPLE, ANDREA	153-Special Education Supervisor	\$76,939.00	1.00	5	13	\$0.00	\$0.00	\$7,609.42	\$194.04
MAPLE, JACOB	200-Teacher	\$48,410.00	1.00	0	10	\$0.00	\$0.00	\$4,787.90	\$25.20
MARCELLO, LACY KAY	200-Teacher	\$44,521.28	1.00	0	10	\$0.00	\$0.00	\$4,403.21	\$18.90
MARINO, JOHN	107-General Administrator or General Supervisor	\$80,458.96	0.65	15	15	\$0.00	\$0.00	\$7,957.53	\$181.58
MARINO, JOHN	101-Assistant/Associate District Superintendent	\$59,134.54	0.35	15	15	\$0.00	\$0.00	\$5,848.47	\$188.26

Name	Position	Base Salary	FTE	Vacation Days	Sick Days	Bonuses	Annuities	Retirement Enhancements	Other Benefits
MARSCHNER, DONOVAN	200-Teacher	\$48,930.00	1.00	0	10	\$0.00	\$0.00	\$4,839.13	\$25.20
MASSEY, BECCA	250-Special Education Teacher	\$72,980.00	1.00	0	10	\$0.00	\$0.00	\$7,217.87	\$25.20
MATHIESON, ANN	103-Principal	\$106,488.00	1.00	5	15	\$0.00	\$0.00	\$10,531.82	\$223.70
MATHIESON, TUCKER	200-Teacher	\$47,305.00	1.00	0	10	\$0.00	\$0.00	\$4,678.45	\$25.20
MAYES, APRYL	200-Teacher	\$59,280.00	1.00	0	10	\$0.00	\$0.00	\$5,862.74	\$25.20
MCCOY, DEVIN	250-Special Education Teacher	\$43,758.34	1.00	0	10	\$0.00	\$0.00	\$4,327.71	\$25.20
MCCOY, LORI	153-Special Education Supervisor	\$78,683.00	1.00	5	13	\$0.00	\$0.00	\$7,781.80	\$199.08
MCFADIN, KAREN	200-Teacher	\$51,010.00	1.00	0	10	\$0.00	\$0.00	\$5,045.04	\$25.20
MCKENZIE, GLENNA	200-Teacher	\$53,410.00	1.00	0	10	\$0.00	\$0.00	\$5,282.42	\$25.20
McMillan, Seth	200-Teacher	\$46,330.00	1.00	0	10	\$0.00	\$0.00	\$4,582.00	\$21.00
MEADOR, KAMRA	104-Assistant Principal	\$82,309.00	1.00	5	13	\$0.00	\$0.00	\$8,140.35	\$217.62
MEHR, ANGELINE	200-Teacher	\$53,815.08	1.00	0	10	\$0.00	\$0.00	\$5,322.44	\$25.20
MEIER, JESSICA	200-Teacher	\$50,080.00	1.00	0	10	\$0.00	\$0.00	\$4,953.01	\$25.20
MEIS, STEPHANIE	200-Teacher	\$48,410.00	1.00	0	10	\$0.00	\$0.00	\$4,787.90	\$25.20
MERRILL, REBECCA	200-Teacher	\$44,250.00	1.00	0	10	\$0.00	\$0.00	\$4,376.33	\$25.20
MEYER, JENNIFER	200-Teacher	\$44,250.00	1.00	0	10	\$0.00	\$0.00	\$4,376.34	\$25.20
MICHENER, KANDICE	200-Teacher	\$44,770.00	1.00	0	10	\$0.00	\$0.00	\$4,427.81	\$25.20
MILLER, KIMBERLY	200-Teacher	\$71,180.00	1.00	0	10	\$0.00	\$0.00	\$7,039.77	\$25.20
MILLER, MOLLY	250-Special Education Teacher	\$69,040.00	1.00	0	10	\$0.00	\$0.00	\$6,828.13	\$18.90
MILLER, PEGGY	200-Teacher	\$60,940.00	1.00	0	10	\$0.00	\$0.00	\$6,027.05	\$18.90
MILLER, THOMAS	200-Teacher	\$61,670.00	1.00	0	10	\$0.00	\$0.00	\$6,099.33	\$25.20
MILLER, TIFFANY	200-Teacher	\$47,305.00	1.00	0	10	\$0.00	\$0.00	\$4,678.46	\$18.90
MILLER, WILLIAM W	200-Teacher	\$51,190.00	1.00	0	10	\$0.00	\$0.00	\$5,062.71	\$25.20
MILLS, SAMUEL	200-Teacher	\$55,075.00	1.00	0	10	\$0.00	\$0.00	\$5,447.00	\$25.20
MILLS, TARIN	200-Teacher	\$56,830.00	1.00	0	10	\$0.00	\$0.00	\$5,620.45	\$18.90
MOODY, ALEX	250-Special Education Teacher	\$48,415.00	1.00	0	10	\$0.00	\$0.00	\$4,788.40	\$25.20
MOORE, JEREMY	200-Teacher	\$57,000.00	1.00	0	10	\$0.00	\$0.00	\$5,637.32	\$25.20
MOORE, KAREN	200-Teacher	\$54,530.00	1.00	0	10	\$0.00	\$0.00	\$5,393.17	\$25.20
MOORE, KATHERINE	200-Teacher	\$60,460.00	1.00	0	10	\$0.00	\$0.00	\$5,979.51	\$25.20
MOORE, MARGRET	200-Teacher	\$14,612.68	0.21	0	10	\$0.00	\$0.00	\$1,445.21	\$8.40
MOORE-HINTON, HEATHER	200-Teacher	\$24,437.50	0.20	0	10	\$0.00	\$0.00	\$2,416.91	\$8.40
MOOTREY, TARIKA	200-Teacher	\$23,421.83	0.49	0	10	\$0.00	\$0.00	\$2,316.45	\$10.50
MORAN, BRITTNEY	250-Special Education Teacher	\$47,370.00	1.00	0	10	\$0.00	\$0.00	\$4,684.95	\$25.20
MORGAN-HARRIS, STEPHANIE	103-Principal	\$89,942.78	1.00	5	15	\$0.00	\$0.00	\$8,895.50	\$271.70
MORRIS, ALICIA	200-Teacher	\$45,810.00	1.00	0	10	\$0.00	\$0.00	\$4,530.76	\$25.20
MORRISON, EMMA	200-Teacher	\$46,330.00	1.00	0	10	\$0.00	\$0.00	\$4,581.99	\$25.20
MORRISON, KELLEY	103-Principal	\$99,044.00	1.00	5	15	\$0.00	\$0.00	\$9,795.51	\$250.80
MORROW, JENNIFER	200-Teacher	\$51,190.00	1.00	0	10	\$0.00	\$0.00	\$5,062.71	\$25.20

Name	Position	Base Salary	FTE	Vacation Days	Sick Days	Bonuses	Annuities	Retirement Enhancements	Other Benefits
MORTHLAND, MADELINE	250-Special Education Teacher	\$28,190.80	0.26	0	10	\$0.00	\$0.00	\$2,788.16	\$14.70
MORTON, CHRISTINE	200-Teacher	\$58,263.44	0.82	0	9	\$0.00	\$0.00	\$5,762.40	\$23.10
MOWER, JULIE	200-Teacher	\$53,965.00	1.00	0	10	\$0.00	\$0.00	\$5,337.25	\$25.20
MULLINIX, KRISTI	104-Assistant Principal	\$19,403.49	0.23	5	15	\$0.00	\$0.00	\$0.00	\$35.50
MULLINIX, KRISTI	103-Principal	\$75,681.95	0.75	5	15	\$0.00	\$0.00	\$7,485.00	\$216.77
MUSICK, DESTINY	200-Teacher	\$44,250.00	1.00	0	10	\$0.00	\$0.00	\$4,376.33	\$25.20
NAVE, SARA	200-Teacher	\$48,930.00	1.00	0	10	\$0.00	\$0.00	\$4,839.13	\$25.20
NEAL, AMY	200-Teacher	\$58,160.00	1.00	0	10	\$0.00	\$0.00	\$5,751.99	\$25.20
NEELEY, TISHA	200-Teacher	\$62,920.00	1.00	0	10	\$0.00	\$0.00	\$6,222.84	\$25.20
NEILSON-PARKS, JENNIFER	200-Teacher	\$63,490.00	1.00	0	10	\$0.00	\$0.00	\$6,279.26	\$18.90
NEWBON, ERIC	126-Dean of Students Teacher no admin endorsement)	\$72,106.60	1.00	0	13	\$0.00	\$0.00	\$7,131.31	\$182.76
NICHOLLS, HILDA	200-Teacher	\$14,518.28	0.33	2	10	\$0.00	\$0.00	\$1,435.84	\$8.40
NICHOLLS, HILDA	104-Assistant Principal	\$31,228.75	0.21	2	10	\$0.00	\$0.00	\$3,088.54	\$108.92
NICHOLLS, HILDA	200-Teacher	\$12,882.08	0.24	0	0	\$0.00	\$0.00	\$1,274.04	\$16.80
NISBET, DOROTHY	250-Special Education Teacher	\$71,020.00	1.00	0	10	\$0.00	\$0.00	\$7,023.90	\$25.20
NIXON, MICHELLE	250-Special Education Teacher	\$55,075.00	1.00	0	10	\$0.00	\$0.00	\$5,446.99	\$25.20
NOEL, MEGAN	200-Teacher	\$49,450.00	1.00	0	10	\$0.00	\$0.00	\$4,890.61	\$25.20
NORSEN, MORGAN	200-Teacher	\$13,997.50	0.09	0	10	\$0.00	\$0.00	\$1,384.39	\$4.20
NOVAK, ANDREW	200-Teacher	\$32,433.06	0.35	0	10	\$0.00	\$0.00	\$3,207.67	\$10.50
NOVAK-EWELL, REBEKAH	250-Special Education Teacher	\$5,765.76	0.12	0	10	\$0.00	\$0.00	\$0.00	\$4.20
NOVAK-EWELL, REBEKAH	200-Teacher	\$44,204.24	0.88	0	10	\$0.00	\$0.00	\$4,371.85	\$21.00
OBRIEN, ROBERT	200-Teacher	\$50,726.61	0.99	0	10	\$0.00	\$0.00	\$5,016.97	\$25.20
ODLE, COURTNEY	200-Teacher	\$48,415.00	1.00	0	10	\$0.00	\$0.00	\$4,788.40	\$25.20
OLSON, THAD	200-Teacher	\$55,730.00	1.00	0	10	\$0.00	\$0.00	\$5,511.74	\$25.20
ORR, DIANE	200-Teacher	\$55,650.00	1.00	0	10	\$0.00	\$0.00	\$5,503.95	\$25.20
PACQUER, EDWARD	200-Teacher	\$44,770.00	1.00	0	10	\$0.00	\$0.00	\$4,427.81	\$25.20
PAGE, JOBETH	200-Teacher	\$56,225.00	1.00	0	10	\$0.00	\$0.00	\$5,560.64	\$18.90
PALMER, BRETT	200-Teacher	\$45,290.00	1.00	0	10	\$0.00	\$0.00	\$4,479.29	\$25.20
PALS, JASON	250-Special Education Teacher	\$29,807.70	0.49	0	10	\$0.00	\$0.00	\$2,948.00	\$10.50
PALS, JASON	250-Special Education Teacher	\$47,962.30	0.51	0	0	\$0.00	\$0.00	\$4,716.80	\$14.70
PARK, SHEREE	200-Teacher	\$63,490.00	1.00	0	10	\$0.00	\$0.00	\$6,279.27	\$25.20
PARKS, APRIL	250-Special Education Teacher	\$69,040.00	1.00	0	10	\$0.00	\$0.00	\$6,828.13	\$25.20
PATRICK, DENISHA	200-Teacher	\$19,634.60	0.49	0	10	\$0.00	\$0.00	\$1,941.90	\$10.50
Patterson, Stacie J	200-Teacher	\$38,312.00	0.64	0	8	\$0.00	\$0.00	\$3,789.07	\$21.00
PAULSON, BLAIR	200-Teacher	\$45,290.00	1.00	0	10	\$0.00	\$0.00	\$4,479.29	\$24.68
Paulson, Patricia L	200-Teacher	\$71,180.00	1.00	0	10	\$0.00	\$0.00	\$7,039.77	\$25.20
PECKERT, HOLLIE	200-Teacher	\$52,590.00	1.00	0	10	\$0.00	\$0.00	\$5,201.30	\$25.20
Pender, Leteah M	200-Teacher	\$75,000.00	1.00	0	0	\$0.00	\$0.00	\$0.00	\$0.00


Name	Position	Base Salary	FTE	Vacation Days	Sick Days	Bonuses	Annuities	Retirement Enhancements	Other Benefits
PETERS, DANIEL	200-Teacher	\$45,810.00	1.00	0	10	\$0.00	\$0.00	\$4,530.76	\$25.20
PETERSON, LAUREN	200-Teacher	\$47,305.00	1.00	0	10	\$0.00	\$0.00	\$4,678.45	\$25.20
PETITT, KRYSTINA	127-Head of Gen Ed (Department chair no admin endorsement held)	\$56,225.00	1.00	0	10	\$0.00	\$0.00	\$5,560.62	\$25.06
PETRIE, ASHLEY	200-Teacher	\$48,930.00	1.00	0	10	\$0.00	\$0.00	\$4,839.13	\$25.20
PETRO, APRIL	250-Special Education Teacher	\$43,943.67	1.00	0	10	\$0.00	\$0.00	\$4,345.99	\$25.20
PFEIFER, ALANDREA	200-Teacher	\$36,403.94	1.00	0	10	\$0.00	\$0.00	\$3,600.42	\$25.20
PHILLIPS, BENNY	200-Teacher	\$53,810.00	1.00	0	10	\$0.00	\$0.00	\$5,321.93	\$25.20
PHILLIPS, BRANDON	200-Teacher	\$46,850.00	1.00	0	10	\$0.00	\$0.00	\$4,633.47	\$25.20
PISTORIUS, HEATHER	200-Teacher	\$51,530.00	1.00	0	10	\$0.00	\$0.00	\$5,096.27	\$24.87
PITT, TARA	250-Special Education Teacher	\$50,635.00	1.00	0	10	\$0.00	\$0.00	\$5,007.86	\$25.20
PLAIN, TATUM	250-Special Education Teacher	\$66,990.00	1.00	0	10	\$0.00	\$0.00	\$6,625.32	\$25.20
POMORIN, ALEXANDRIA	200-Teacher	\$45,810.00	1.00	0	10	\$0.00	\$0.00	\$4,530.76	\$25.20
PORTIS, KRISTIN	200-Teacher	\$53,965.00	1.00	0	10	\$0.00	\$0.00	\$5,337.27	\$25.20
PRANGE, ROBERT	103-Principal	\$108,619.00	1.00	5	15	\$0.00	\$0.00	\$10,742.43	\$274.68
PRASUN, MELISSA	200-Teacher	\$50,814.30	1.00	0	10	\$0.00	\$0.00	\$5,025.50	\$25.20
PRITTS, SARAH	200-Teacher	\$61,670.00	1.00	0	10	\$0.00	\$0.00	\$6,099.34	\$25.20
PROVIS, DANIEL	200-Teacher	\$44,250.00	1.00	0	10	\$0.00	\$0.00	\$4,376.34	\$25.20
RAGSDALE, WENDY	250-Special Education Teacher	\$52,855.00	1.00	0	10	\$0.00	\$0.00	\$5,227.32	\$25.20
RAMOS, NORMA	200-Teacher	\$23,685.28	0.51	0	5	\$0.00	\$0.00	\$2,342.56	\$14.70
RANSTEAD, PAUL	104-Assistant Principal	\$50,798.87	0.67	12	15	\$0.00	\$0.00	\$5,024.04	\$105.00
RANSTEAD, PAUL	103-Principal	\$51,294.23	0.48	12	15	\$0.00	\$0.00	\$5,067.46	\$0.00
RAY, SHANNEN	250-Special Education Teacher	\$74,220.00	1.00	0	10	\$0.00	\$0.00	\$7,340.31	\$25.20
REED, JAMIE	250-Special Education Teacher	\$56,830.00	1.00	0	10	\$0.00	\$0.00	\$5,620.42	\$25.20
REEVE, AMANDA	200-Teacher	\$46,330.00	1.00	0	10	\$0.00	\$0.00	\$4,581.99	\$25.20
RENFRO, SHARON	200-Teacher	\$44,770.00	1.00	0	10	\$0.00	\$0.00	\$4,427.81	\$25.20
REYNA, SERGIO	104-Assistant Principal	\$93,903.00	1.00	20	15	\$0.00	\$0.00	\$9,287.21	\$236.88
RICE, DEBORAH	200-Teacher	\$64,425.58	1.00	0	10	\$0.00	\$0.00	\$6,371.69	\$25.20
RICHARD, ISABELLA	200-Teacher	\$45,290.00	1.00	0	10	\$0.00	\$0.00	\$4,479.29	\$25.20
RIDLEY, ASHLEY	200-Teacher	\$51,530.00	1.00	0	10	\$0.00	\$0.00	\$5,096.27	\$25.20
RINKEL-JENKINS, CHRISTA	200-Teacher	\$49,450.00	1.00	0	10	\$0.00	\$0.00	\$4,890.61	\$25.20
ROBBINS, SAMANTHA	250-Special Education Teacher	\$45,810.00	1.00	0	10	\$0.00	\$0.00	\$4,530.76	\$25.20
ROBERSON, JENNIFER	200-Teacher	\$46,330.00	1.00	0	10	\$0.00	\$0.00	\$4,581.99	\$25.20
ROBERTS, TAMI	200-Teacher	\$48,930.00	1.00	0	10	\$0.00	\$0.00	\$4,839.13	\$25.20
ROBERTSON, JILL	200-Teacher	\$49,970.00	1.00	0	10	\$0.00	\$0.00	\$4,942.09	\$18.90
ROBINSON, ASHLEY	200-Teacher	\$19,019.20	0.24	0	10	\$0.00	\$0.00	\$1,881.00	\$10.50
RODGERS, KATHRYN	200-Teacher	\$47,370.00	1.00	0	10	\$0.00	\$0.00	\$4,684.95	\$25.20
ROGERS, MARKIA	200-Teacher	\$20,996.25	0.24	0	10	\$0.00	\$0.00	\$2,076.59	\$8.40
RORA, CRYSTAL	200-Teacher	\$48,970.00	1.00	0	10	\$0.00	\$0.00	\$4,843.28	\$25.05

Name	Position	Base Salary	FTE	Vacation Days	Sick Days	Bonuses	Annuities	Retirement Enhancements	Other Benefits
ROSE, DAWN MARIE	200-Teacher	\$46,000.00	1.00	0	0	\$0.00	\$0.00	\$0.00	\$0.00
ROSETTO, ANTHONY	200-Teacher	\$44,250.00	1.00	0	10	\$0.00	\$0.00	\$4,376.33	\$25.20
ROSIER, ALICIA	200-Teacher	\$44,250.00	1.00	0	10	\$0.00	\$0.00	\$4,376.33	\$25.20
ROSS, HEATHER M	200-Teacher	\$42,230.00	1.00	0	0	\$0.00	\$0.00	\$0.00	\$0.00
ROSSI, MARY	200-Teacher	\$45,810.00	1.00	0	10	\$0.00	\$0.00	\$4,530.76	\$25.20
ROTRAMEL, LYNNETTE	200-Teacher	\$57,420.00	1.00	0	10	\$0.00	\$0.00	\$5,678.90	\$25.20
RUFENER, KENNETH	104-Assistant Principal	\$100,193.04	1.00	20	15	\$0.00	\$0.00	\$9,909.17	\$220.50
SAGER, CARRIE	200-Teacher	\$53,810.00	1.00	0	10	\$0.00	\$0.00	\$5,321.93	\$25.20
SANGSTER, KAYLEE	200-Teacher	\$52,300.00	1.00	0	10	\$0.00	\$0.00	\$5,172.44	\$25.20
SAWYER, HANNAH	200-Teacher	\$46,750.00	1.00	0	10	\$0.00	\$0.00	\$4,623.57	\$25.20
SCARLETT, BARBARA	200-Teacher	\$65,372.88	1.00	0	10	\$0.00	\$0.00	\$6,465.39	\$25.20
SCHEIBLY, LORI	250-Special Education Teacher	\$61,390.00	1.00	0	10	\$0.00	\$0.00	\$6,071.53	\$25.20
SCHLOZ, MARY	107-General Administrator or General Supervisor	\$106,917.00	1.00	20	15	\$0.00	\$0.00	\$10,574.21	\$269.64
SCHMITT, TAMARA	250-Special Education Teacher	\$66,637.46	1.00	0	10	\$0.00	\$0.00	\$6,590.61	\$25.20
SCHOEMPERLEN, TAMMY	200-Teacher	\$74,832.54	1.00	0	4	\$0.00	\$0.00	\$7,401.07	\$18.90
SCHOOLMAN, ABBY	200-Teacher	\$52,300.00	1.00	0	10	\$0.00	\$0.00	\$5,172.46	\$18.90
SCHORFHEIDE, NATHAN	200-Teacher	\$59,860.00	1.00	0	10	\$0.00	\$0.00	\$5,920.19	\$25.07
SCHORSCH, CAROLINE	250-Special Education Teacher	\$44,528.20	1.00	0	10	\$0.00	\$0.00	\$4,403.82	\$25.20
SCHRADER, SARAH	153-Special Education Supervisor	\$88,987.00	1.00	5	13	\$0.00	\$0.00	\$8,800.99	\$224.28
SCHULTZ, ERIC	200-Teacher	\$59,800.00	1.00	0	10	\$0.00	\$0.00	\$5,914.23	\$25.20
SCHULZ, MELISSA	200-Teacher	\$57,000.00	1.00	0	10	\$0.00	\$0.00	\$5,637.32	\$25.20
SCHUTTER, SHARA	250-Special Education Teacher	\$48,970.00	1.00	0	10	\$0.00	\$0.00	\$4,843.18	\$25.20
SCHWARTZLE, DANYEL	250-Special Education Teacher	\$55,075.00	1.00	0	10	\$0.00	\$0.00	\$5,447.00	\$25.20
SCOTT, HEATHER	250-Special Education Teacher	\$58,160.00	1.00	0	10	\$0.00	\$0.00	\$5,751.99	\$25.07
SEIBRING, DANIELLE	200-Teacher	\$57,420.00	1.00	0	10	\$0.00	\$0.00	\$5,678.92	\$25.20
SEIDER, AMANDA	200-Teacher	\$48,930.00	1.00	0	10	\$0.00	\$0.00	\$4,839.13	\$25.20
SENGER, ZACHARY	200-Teacher	\$49,525.00	1.00	0	10	\$0.00	\$0.00	\$4,898.12	\$24.77
SETTLES, COURTNEY	200-Teacher	\$59,630.00	1.00	0	10	\$0.00	\$0.00	\$5,897.57	\$25.20
SEXTON-LONG, TRACY	200-Teacher	\$82,992.69	1.00	0	0	\$0.00	\$0.00	\$8,208.10	\$18.90
SHAFFER, GLENN	200-Teacher	\$55,650.00	1.00	0	10	\$0.00	\$0.00	\$5,503.93	\$25.20
SHAW, DOLORES	200-Teacher	\$50,635.00	1.00	0	10	\$0.00	\$0.00	\$5,007.86	\$18.90
SHEARY, KATHRYN	104-Assistant Principal	\$99,688.00	1.00	20	15	\$0.00	\$0.00	\$9,859.21	\$210.00
SHELDON, MAGGIE	200-Teacher	\$44,770.00	1.00	0	10	\$0.00	\$0.00	\$4,427.81	\$25.20
SHIMIZU, LORI	200-Teacher	\$51,010.00	1.00	0	10	\$0.00	\$0.00	\$5,045.04	\$25.20
SHOOK, STEPHANIE	250-Special Education Teacher	\$45,290.00	1.00	0	10	\$0.00	\$0.00	\$4,479.29	\$25.20
SHUGART, CHRISTOPHER	200-Teacher	\$49,970.00	1.00	0	10	\$0.00	\$0.00	\$4,942.09	\$25.20
SMITH, ASHLEE	250-Special Education Teacher	\$58,650.00	1.00	0	10	\$0.00	\$0.00	\$5,800.60	\$25.20
SMITH, GREGORY	200-Teacher	\$76,573.59	1.00	0	10	\$0.00	\$0.00	\$7,573.24	\$25.10

Name	Position	Base Salary	FTE	Vacation Days	Sick Days	Bonuses	Annuities	Retirement Enhancements	Other Benefits
SMITH, KIMBERLY	200-Teacher	\$48,930.00	1.00	0	10	\$0.00	\$0.00	\$4,839.13	\$25.20
SMITH, LINDA	153-Special Education Supervisor	\$82,292.00	1.00	5	13	\$0.00	\$0.00	\$8,138.77	\$207.96
SMOTHERS, MICHAEL	250-Special Education Teacher	\$55,730.00	1.00	0	10	\$0.00	\$0.00	\$5,511.74	\$25.11
SNYDER, RILEY	200-Teacher	\$44,250.00	1.00	0	10	\$0.00	\$0.00	\$4,376.33	\$25.20
SONDER, DEBORAH	200-Teacher	\$51,190.00	1.00	0	10	\$0.00	\$0.00	\$5,062.72	\$25.20
SONDER, MATTHEW	200-Teacher	\$46,330.00	1.00	0	10	\$0.00	\$0.00	\$4,582.01	\$25.20
SPENCER, TASIA	103-Principal	\$100,047.00	1.00	5	15	\$0.00	\$0.00	\$9,894.82	\$253.32
ST PIERRE, JOSIE	200-Teacher	\$44,770.00	1.00	0	10	\$0.00	\$0.00	\$4,427.80	\$25.20
STAPLES, JARED	200-Teacher	\$49,450.00	1.00	0	10	\$0.00	\$0.00	\$4,890.61	\$25.20
STARK, MADISON	200-Teacher	\$45,290.00	1.00	0	10	\$0.00	\$0.00	\$4,479.27	\$25.20
STARK, SAMANTHA	200-Teacher	\$46,850.00	1.00	0	10	\$0.00	\$0.00	\$4,633.47	\$25.20
STEELE, BENJAMIN	200-Teacher	\$61,220.00	1.00	0	10	\$0.00	\$0.00	\$6,054.63	\$18.90
STEGER, ANIKA	200-Teacher	\$37,858.33	0.74	0	8	\$0.00	\$0.00	\$3,744.18	\$23.10
STEWART, MARQUES	107-General Administrator or General Supervisor	\$124,073.07	1.00	15	15	\$0.00	\$0.00	\$7,754.03	\$10,506.64
STOCK, JANICE	153-Special Education Supervisor	\$81,679.00	1.00	5	13	\$0.00	\$0.00	\$8,078.20	\$206.64
STONEBURG, TAMARA	250-Special Education Teacher	\$56,830.00	1.00	0	10	\$0.00	\$0.00	\$5,620.42	\$25.20
STORER, BEVERLY	200-Teacher	\$66,450.00	1.00	0	10	\$0.00	\$0.00	\$6,572.02	\$25.20
STRANG, STEPHANIE	104-Assistant Principal	\$85,198.00	1.00	5	13	\$0.00	\$0.00	\$8,426.07	\$215.52
STUBBLEFIELD, LINDA	200-Teacher	\$60,940.00	1.00	0	10	\$0.00	\$0.00	\$6,027.05	\$25.20
SULASKI, BENJAMIN	200-Teacher	\$45,290.00	1.00	0	10	\$0.00	\$0.00	\$4,479.27	\$18.90
SWANBERG, FRANCES	200-Teacher	\$44,665.67	1.00	0	10	\$0.00	\$0.00	\$4,417.49	\$25.20
SWANSON, ASHLEY	250-Special Education Teacher	\$50,080.00	1.00	0	10	\$0.00	\$0.00	\$4,953.00	\$18.90
SWEENEY, JOBETH	200-Teacher	\$49,450.00	1.00	0	10	\$0.00	\$0.00	\$4,890.61	\$25.20
SWENGEL, MICHAEL	200-Teacher	\$48,930.00	1.00	0	10	\$0.00	\$0.00	\$4,839.13	\$25.20
TALLENT, NATHANIEL	104-Assistant Principal	\$75,295.36	1.00	5	13	\$0.00	\$0.00	\$7,446.78	\$194.04
TANO, ANNA	200-Teacher	\$44,770.00	1.00	0	10	\$0.00	\$0.00	\$4,427.81	\$25.20
TAYLOR, JOCELYN	200-Teacher	\$38,303.23	0.86	0	8	\$0.00	\$0.00	\$3,788.32	\$23.10
TAYLOR, KIMBERLY	200-Teacher	\$64,340.00	1.00	0	10	\$0.00	\$0.00	\$6,363.23	\$25.20
THAXTON, AMY	250-Special Education Teacher	\$64,680.00	1.00	0	10	\$0.00	\$0.00	\$6,397.02	\$25.20
THEIS, JENNIFER	200-Teacher	\$49,525.00	1.00	0	10	\$0.00	\$0.00	\$4,898.12	\$24.85
THOMAS, ANGELA	200-Teacher	\$62,920.00	1.00	0	10	\$0.00	\$0.00	\$6,222.84	\$25.20
THOMAS, JENNIFER	200-Teacher	\$69,040.00	1.00	0	10	\$0.00	\$0.00	\$6,828.13	\$25.20
THOMPSON, JOANN	250-Special Education Teacher	\$51,745.00	1.00	0	10	\$0.00	\$0.00	\$5,117.59	\$25.20
THOMPSON, MARISSA	250-Special Education Teacher	\$44,770.00	1.00	0	10	\$0.00	\$0.00	\$4,427.81	\$25.20
THOMPSON, STEVEN	200-Teacher	\$64,340.00	1.00	0	10	\$0.00	\$0.00	\$6,363.23	\$25.20
THORNTON, APRIL	200-Teacher	\$46,069.16	1.00	0	10	\$0.00	\$0.00	\$4,556.25	\$25.20
THORNTON, JOSHUA	200-Teacher	\$59,280.00	1.00	0	10	\$0.00	\$0.00	\$5,862.74	\$25.20
TODD, SHAWN	200-Teacher	\$60,460.00	1.00	0	10	\$0.00	\$0.00	\$5,979.49	\$25.20

Name	Position	Base Salary	FTE	Vacation Days	Sick Days	Bonuses	Annuities	Retirement Enhancements	Other Benefits
TOMASKOVIC, FRANCIS	200-Teacher	\$44,250.00	1.00	0	10	\$0.00	\$0.00	\$4,376.33	\$25.20
TORBERT, NICHOLE	200-Teacher	\$74,220.00	1.00	0	10	\$0.00	\$0.00	\$7,340.34	\$18.90
TOZER, THERESSA	200-Teacher	\$71,020.00	1.00	0	10	\$0.00	\$0.00	\$7,023.90	\$25.06
TRAGER, LINDSEY	200-Teacher	\$44,770.00	1.00	0	10	\$0.00	\$0.00	\$4,427.81	\$25.20
TRIMBY, MEGAN	250-Special Education Teacher	\$55,075.00	1.00	0	10	\$0.00	\$0.00	\$5,447.00	\$25.20
TRUONG, BENJAMIN	200-Teacher	\$46,330.00	1.00	0	10	\$0.00	\$0.00	\$4,581.99	\$25.20
TUCKER, CHASE	200-Teacher	\$44,770.00	1.00	0	10	\$0.00	\$0.00	\$4,427.81	\$25.20
TUCKER, KARISSA	200-Teacher	\$55,630.00	1.00	0	10	\$0.00	\$0.00	\$5,501.85	\$25.20
TUCKER, MICHELLE	200-Teacher	\$81,505.32	1.00	0	10	\$0.00	\$0.00	\$8,060.89	\$25.20
TURNER, ELIZABETH	200-Teacher	\$56,830.00	1.00	0	10	\$0.00	\$0.00	\$5,620.42	\$25.20
TYLER, ASHLEY	250-Special Education Teacher	\$44,250.00	1.00	0	10	\$0.00	\$0.00	\$4,376.33	\$25.20
ULRICH, JUSTINE	200-Teacher	\$44,250.00	1.00	0	10	\$0.00	\$0.00	\$4,376.34	\$21.00
VANDERBERG, BRANDY	200-Teacher	\$57,420.00	1.00	0	10	\$0.00	\$0.00	\$5,678.92	\$25.20
VANDERBERG, MICHELLE	200-Teacher	\$55,075.00	1.00	0	10	\$0.00	\$0.00	\$5,447.00	\$25.20
VEITENGRUBER, COLLEEN	200-Teacher	\$49,445.32	1.00	0	10	\$0.00	\$0.00	\$4,890.15	\$25.20
VICICH, JASON	200-Teacher	\$61,670.00	1.00	0	10	\$0.00	\$0.00	\$6,099.34	\$25.20
WAGERS, ANDREW	200-Teacher	\$54,520.00	1.00	0	10	\$0.00	\$0.00	\$5,392.15	\$25.20
WAKELAND, ANDREA	200-Teacher	\$46,330.00	1.00	0	10	\$0.00	\$0.00	\$4,581.99	\$25.20
WALCZYK, SARAH	200-Teacher	\$6,645.00	0.10	0	10	\$0.00	\$0.00	\$657.20	\$2.10
WALDEN, CASSIE	200-Teacher	\$44,770.00	1.00	0	10	\$0.00	\$0.00	\$4,427.81	\$25.20
WALKER, CIARA	200-Teacher	\$44,770.00	1.00	0	10	\$0.00	\$0.00	\$4,427.81	\$25.20
WALKER, HENRY	107-General Administrator or General Supervisor	\$50,912.85	0.21	9	15	\$0.00	\$0.00	\$5,035.39	\$80.76
WALKER, KAREN	200-Teacher	\$26,962.06	0.24	0	10	\$0.00	\$0.00	\$2,666.61	\$8.40
WALTON, G	200-Teacher	\$71,750.00	1.00	0	10	\$0.00	\$0.00	\$7,096.16	\$25.20
WASHBURN, ALLYSON	200-Teacher	\$44,770.00	1.00	0	10	\$0.00	\$0.00	\$4,427.81	\$25.20
WATROUS, KRISTY	200-Teacher	\$45,810.00	1.00	0	10	\$0.00	\$0.00	\$4,530.76	\$25.04
WEAKLY, CARISSA	250-Special Education Teacher	\$49,525.00	1.00	0	10	\$0.00	\$0.00	\$4,898.13	\$25.20
WELLS, VERNADENE	200-Teacher	\$65,060.00	1.00	0	10	\$0.00	\$0.00	\$6,434.48	\$25.20
WERNECKE, OLIVIA	200-Teacher	\$46,330.00	1.00	0	10	\$0.00	\$0.00	\$4,582.01	\$25.20
WERTHING, BARBARA	104-Assistant Principal	\$103,499.00	1.00	5	13	\$0.00	\$0.00	\$10,236.20	\$217.40
WEST, BENJAMIN	200-Teacher	\$55,075.26	1.00	0	10	\$0.00	\$0.00	\$5,447.00	\$25.20
WHITACRE, STEPHANIE	200-Teacher	\$49,450.00	1.00	0	10	\$0.00	\$0.00	\$4,890.61	\$25.20
WHITE, KATHERINE	250-Special Education Teacher	\$44,098.27	1.00	0	10	\$0.00	\$0.00	\$4,361.39	\$25.20
WIGGINS, MARIA	200-Teacher	\$47,370.00	1.00	0	10	\$0.00	\$0.00	\$4,684.94	\$25.20
WILCOXON, NICOLE	200-Teacher	\$45,290.00	1.00	0	10	\$0.00	\$0.00	\$4,479.23	\$25.20
WILEN, CASEY	200-Teacher	\$55,075.00	1.00	0	10	\$0.00	\$0.00	\$5,446.99	\$25.20
WILLETT, MARLO	200-Teacher	\$74,220.00	1.00	0	10	\$0.00	\$0.00	\$7,340.31	\$25.20
WILLIAMS, BRITTANY	200-Teacher	\$44,770.00	1.00	0	10	\$0.00	\$0.00	\$4,427.81	\$25.20

Name	Position	Base Salary	FTE	Vacation Days	Sick Days	Bonuses	Annuities	Retirement Enhancements	Other Benefits
WILLIAMS, ELIZABETH	200-Teacher	\$53,410.00	1.00	0	10	\$0.00	\$0.00	\$5,282.42	\$25.20
WILLIAMS, JUANITA	200-Teacher	\$59,630.00	1.00	0	10	\$0.00	\$0.00	\$5,897.58	\$25.20
WILLIAMS, KAREAM	200-Teacher	\$45,290.00	1.00	0	10	\$0.00	\$0.00	\$4,479.29	\$25.20
WILLIAMS, KIM	200-Teacher	\$44,770.00	1.00	0	10	\$0.00	\$0.00	\$4,427.81	\$25.20
WILLIAMS, STACEY	200-Teacher	\$48,415.00	1.00	0	10	\$0.00	\$0.00	\$4,788.38	\$18.90
WILSON, STACEY	200-Teacher	\$53,810.00	1.00	0	10	\$0.00	\$0.00	\$5,321.93	\$25.20
WINECKE, PHILLIP	200-Teacher	\$53,410.00	1.00	0	10	\$0.00	\$0.00	\$5,282.42	\$25.20
WINTERS, ROBERT	200-Teacher	\$73,130.00	1.00	0	10	\$0.00	\$0.00	\$7,232.67	\$25.20
WISEMAN, JACLYN	200-Teacher	\$51,745.00	1.00	0	10	\$0.00	\$0.00	\$5,117.59	\$25.20
WITTS, STACY	104-Assistant Principal	\$76,164.00	1.00	5	13	\$0.00	\$0.00	\$7,532.73	\$192.84
WOLPERT, TERRY	200-Teacher	\$78,892.23	1.00	0	10	\$0.00	\$0.00	\$7,802.44	\$25.20
WOLTER, MORGAN	200-Teacher	\$49,525.00	1.00	0	10	\$0.00	\$0.00	\$4,898.12	\$18.57
WONG, KAWAIOLA	200-Teacher	\$23,165.03	0.63	0	10	\$0.00	\$0.00	\$2,291.04	\$10.50
WOO, CHRISTINA	250-Special Education Teacher	\$32,884.89	0.51	0	10	\$0.00	\$0.00	\$3,252.32	\$10.50
WOOD, LACY	200-Teacher	\$47,370.00	1.00	0	10	\$0.00	\$0.00	\$4,684.95	\$25.04
WOOD, STEPHEN	200-Teacher	\$57,000.00	1.00	0	10	\$0.00	\$0.00	\$5,637.32	\$25.20
WOODLAND, PATSY	200-Teacher	\$58,165.04	1.00	0	10	\$0.00	\$0.00	\$5,752.61	\$25.20
WOOLLEN, HANG	203-English as a Second Language Teacher	\$61,220.00	1.00	0	10	\$0.00	\$0.00	\$6,054.61	\$25.20
WOOLSEY, LESLIE	200-Teacher	\$59,280.00	1.00	0	10	\$0.00	\$0.00	\$5,862.85	\$25.20
WRIGLEY, AMANDA	250-Special Education Teacher	\$54,520.00	1.00	0	10	\$0.00	\$0.00	\$5,392.15	\$25.20
York, Susan B	200-Teacher	\$60,625.00	1.00	0	0	\$0.00	\$0.00	\$0.00	\$0.00
YOUNG, JENNIFER	200-Teacher	\$48,410.00	1.00	0	10	\$0.00	\$0.00	\$4,787.90	\$25.20
YOUNG, MARGARET	250-Special Education Teacher	\$66,950.00	1.00	0	10	\$0.00	\$0.00	\$6,621.42	\$25.20
YOUNG, TONYAN	200-Teacher	\$46,330.00	1.00	0	10	\$0.00	\$0.00	\$4,581.99	\$25.20
ZAHM, AMY	103-Principal	\$143,085.00	1.00	20	15	\$0.00	\$0.00	\$14,151.28	\$361.68
ZAVADA, JESSICA	250-Special Education Teacher	\$45,290.00	1.00	0	10	\$0.00	\$0.00	\$4,479.29	\$25.20
ZUEHLKE-DENOYER, ANN	200-Teacher	\$74,220.00	1.00	0	10	\$0.00	\$0.00	\$7,340.31	\$25.20
Totals									
Distinct Employee Count: 575		Distinct Positions Count: 589		Total Positions Count: 589		Vacation Days: 575		Sick Days: 5874	
Base Salary: \$32,908,911.82		Bonuses: \$0.00		Annuities: \$0.00		Retirement Enhancements: \$3,188,338.99		Other Benefits: \$37,021.31	



Board of Education Decatur Public School District #61

Date: September 27, 2022	Subject: School Security Officer Floater
Initiated By: Dr. Rochelle Clark	Attachments: Job Description
Reviewed By: Dr. Michael Curry, Chief Operating Officer, Deanne Hillman and Jason Fox, HR	

BACKGROUND INFORMATION:

Over the last year, the district has experienced a need for a security floater when building security personnel have been absent due to vacation and/or illness. Security is used to assist in preventing unauthorized visitors and assist in the overall climate of the building. In addition, the central office location has been experiencing more aggressive behaviors with the homeless population that frequent the grounds. This floater will help provide a safer environment for employees.

CURRENT CONSIDERATIONS:

Safe buildings promote healthier working environments, promote the protection of all students and staff, and deters unwanted visitors.

FINANCIAL CONSIDERATIONS:

This will be incorporated into the current security budget.

STAFF RECOMMENDATION:

The Administration respectfully requests that the Board of Education approve this job description as presented.

RECOMMENDED ACTION:

- ☒ Approval
- ☐ Information
- ☐ Discussion

BOARD ACTION: _____

TITLE: School Security Officer Floater

QUALIFICATIONS, SKILLS & CHARACTERS:

QUALIFICATIONS

- Hold a high school diploma or its equivalent
- Associates degree or higher preferred
- Previous security experience preferred
- Provide evidence that health is adequate to fulfill the job functions and responsibilities, with reasonable accommodation pursuant to Illinois School Code.
- Pass the state required Tuberculosis Test as required by Illinois School code.
- Meet such alternatives to the above qualifications as the Superintendent may find appropriate and acceptable.

SKILLS

- Possesses excellent communication and interpersonal skills
- Functions as a team member
- Exhibits knowledge of Crisis Prevention Intervention techniques
- Able to propose, develop, and implement conflict resolution strategies

CHARACTERISTICS

- Exhibit a personality that demonstrates interpersonal skills to relate well with students, staff, administration, parents and the community.
- Demonstrate the ability to communicate effectively in English, both orally and in writing, using proper grammar and vocabulary.

REPORTS TO:

Central Administration
Building Administration

MAINTAINS LIAISON WITH:

Central Administration
Building Administration
Teachers and Staff
Parents and Students
School Liaison Officers/SROs
Other Security Staff

SUPERVISES: Students, under the authority of the principal.

JOB GOAL: To help facilitate a safe and welcoming school environment.

PERFORMANCE RESPONSIBILITIES:

(The following are the essential fundamentals to include but not limited to the following job duties.)

PENDING BOE APPROVAL 9/27/2022

- Substitute security officer when other school officers are absent.
- Additional security officer for schools when the need arises.
- Regular building checks will include but is not limited to,
 - a. Keil (or the location of central office staff)
 - b. Student Services
 - c. PDI
 - d. Building and Grounds
 - e. IT
- Interact with the students and faculty to promote an atmosphere of safety within the school and/or office building.
- Checks areas that can be used as hiding spaces for students.
- Available before central office staff arrival and during the official end time.
- Monitors the interior/exterior of buildings using multiple security cameras and/or on foot.
- Serves as security during Board of Education Meetings.
- Ensure a smooth traffic flow of students through the hallways, assist students with on-time arrival to class and to assigned locations.
- Produce and disseminate surveillance footage as necessary.
- Remove disruptive students from classes when needed.
- Demonstrate patience and emotional detachment in stress filled situations and display a commanding presence that allows the officer to attain control of stress filled situations.
- Provide crowd control at public gatherings.
- Keep the administration advised on all matters dealing with security measures.
- Watch for disturbances, fights, unauthorized visitors, or criminal activity. Assesses danger and calls for assistance if necessary.
- Intervenes in disturbances, utilizing verbal and physical skills to obtain and maintain control of situations, as appropriate, and evaluate the situation to determine proper disposition of the situation.
- Identify and report hazardous situations and maintain control of scene while notifying appropriate authorities.
- Participate in appropriate in-service and workshop programs.
- Utilize investigative techniques, as appropriate, in preparation of reports to administration.
- Display ethical and professional behavior in working with students, parents, school personnel, and outside agencies associated with the school.
- Promote a positive image and act as a role model for students.
- Act as a resource to students, parents, and faculty members, meeting with them on an as needed basis.
- Other job-related duties assigned by administration.

TERMS OF EMPLOYMENT:

Eleven (11) months. Salary is based upon qualifications and the established salary schedule.

FSLA: Non-Exempt

EVALUATION:

Performance of this job will be evaluated in accordance with provisions of the Board's policy on Evaluation of Educational Support Personnel.

PENDING BOE APPROVAL 9/27/2022

PHYSICAL DEMANDS AND WORKING ENVIRONMENT

The physical demands described here are representative of those that must be met by an employee to successfully perform the essential responsibilities and functions of the job and are not meant to be all inclusive. Reasonable accommodation may be made to enable individuals with disabilities to perform the essential responsibilities and functions of the job.

Unless reasonable accommodations can be made, while performing this job the staff member shall:

- Use strength to lift, push, pull or cause to be moved items up to 40 pounds to perform the functions of the job.
- Sit, stand and walk for extended periods of time to monitor students and facilities.
- Speak and hear as to be heard a distance of 100 yards
- Use close vision, color vision, peripheral vision and depth perception along with the ability to focus vision.
- Communicate effectively in English, using proper grammar and vocabulary.
- Reach with hands and arms and use hands and fingers to handle objects and operate tools, computers, and/or controls.

MENTAL ENVIRONMENT


Reading; ability to communicate effectively (verbally and written); ability to operate and learn new technology systems; work under stress, independently, and under pressure of deadlines.

ENVIRONMENTAL DEMANDS:

The environmental demands described here are representative of those that must be met by an employee to successfully perform the essential responsibilities and functions of the job and are not meant to be all inclusive.

- Exposure to a variety of childhood and adult diseases and illnesses.
- Occasional exposure to a variety of weather conditions.
- Exposure to heated/air conditioned and ventilated facilities.
- Exposure to a building in which a variety of chemical substances are used for cleaning, instruction, and/or operation of equipment.
- Exposure to paper dust, normal office noises and road vibrations while driving an automobile.
- Function in a workplace that is usually moderately quiet but that can be noisy and crowded at times.

Decatur Public Schools is an equal employment opportunity employer with an affirmative action plan.



Board of Education Decatur Public School District #61

Date: September 27, 2022	Subject: Bid for the Fresh Fruits and Vegetables Program
Initiated By: Joanie Watson, Coordinator of Purchasing, Dr. Mike Curry, Chief Operational Officer	Attachments: Bid for Fresh Fruits and Vegetables
Reviewed By: Dr. Rochelle Clark, Superintendent	

BACKGROUND INFORMATION:

The purpose of the Fresh Fruit and Vegetable Program Grant is to increase fresh fruit and fresh vegetable consumption in elementary schools that participate in the National School Lunch Program (NSLP). Priority is given to elementary schools based on free and reduced eligibility.

CURRENT CONSIDERATIONS:

Six District schools were awarded this competitive grant including: Franklin Grove; American Dreamer; Muffley; Parsons, Baum, and South Shores. Due to the cost of the associated purchases, the District obtained competitive bids to purchase the fresh fruits and vegetables. The lowest responsible bid is from Aramark to purchase, prepare and deliver to the associated site on a per case basis. The estimated servings per day are 2,288 for three times per week.

Bid requests were also sent to Walmart and Kroger. The District received no response from either vendor.

FINANCIAL CONSIDERATIONS:

The total amount of \$134,050.00 from this competitive grant to purchase fresh fruits and vegetables will be allocated to the following schools:

- America Dreamer
- Franklin Grove
- Muffley
- Parsons
- Baum
- South Shores

STAFF RECOMMENDATION:

Administration recommends that the board approve the bid to Aramark to purchase, prepare, and deliver product associated with the Fresh Fruits and Vegetable competitive grant for American Dreamer, Franklin Grove, Muffley, Parsons, Baum, and South Shores.

RECOMMENDED ACTION:

- ☒ Approval
- ☐ Information
- ☐ Discussion

BOARD ACTION: _____

REQUEST FOR BID

(THIS IS NOT AN ORDER)

Board of Education
Decatur School District #61
Purchasing Department
101 W Cerro Gordo
Decatur IL 62523

Bid Number: 2023-2
Bid Title: FRESH FRUITS AND VEGETABLES PROGRAM 2022-2023
Date: MONDAY, AUGUST 22, 2022

SUBMISSION OF PROPOSALS AND CLOSING DATES: Sealed bids will be received by the Purchasing Department, 101 W Cerro Gordo, Decatur, Illinois, up to **2:00 p.m. on Thursday, September 8, 2022**, and will be publicly opened at the stated time.

Sealed bids must be received in the enclosed "**Bid Envelope**" marked with the name of the vendor and bid title or, if necessary, in a larger envelope plainly marked "**Bid for ...**" on the outside face. **All bids must be signed. Any unsigned bid will not be accepted.**

IN CASE OF NO-BID: If unable to bid on this proposal, please state "**No Bid**" and return it by the date indicated. The District will not remove supplier from the bidders list for future bid requests. If the District does not receive any response, future bid requests may not be sent.

TERMS AND CONDITIONS: Attached terms and conditions apply specifically to, and shall be considered as a part of, this request for bids.

As per attached:

Fresh Fruits and Vegetables Program 2022-2023 Specifications (3 pgs.)

General Conditions (4 pgs.)

Terms and Conditions (1 pg.)

	<u>Total Price</u>
<u>Article or Service:</u> <u>Fresh Fruits and Vegetables Program 2022-2023</u>	<u>\$134,050.00</u>

Please note: The attached bid specifications require line item pricing, the District requests all information and pricing be provided.

Federal Employment Identifications No. 37-6003-703

PROPOSAL: If this bid is accepted within 45 days from the date of the opening, the undersigned offers and agrees to furnish any or all of the articles or services upon which prices are quoted, at the price and the delivery time stated, and subject to all of the conditions recorded on the attached terms and conditions sheet.

Cash Discount Terms: none

Firm Name: Aramark Educational Services, LLC

Address: 2400 Market St., Philadelphia, PA.

Zip Code: 19103

Office Ph. 217-362-3006

Cell Ph. 217-766-1851

Email: gregory-scot@aramark.com

Approx. Delivery Date: DocuSigned by: 9/8/22

By:

City:

Must Be Signed

Decatur

State: IL

Fresh Fruits & Vegetables Program 2022-2023 Specifications

Decatur Public Schools District #61, hereinafter referred to as “District”, has been awarded a grant to facilitate a Fresh Fruit and Vegetable Program for the 2022-2023 school year hereinafter referred to as “FFVP” at six locations:

Franklin Grove	2160 W. Center, Decatur, IL 62526	Tues., Wed., Thursday	442 Servings per day
American Dreamer Stem Academy	2115 S. Taylor Road, Decatur, IL 62521	Tues., Wed., Thursday	392 Servings per day
Muffley Elementary School	88 S. Country Club Rd, Decatur, IL 62521	Tues., Wed., Thursday	374 Servings per day
Parsons Accelerated School	3591 MacArthur Rd, Decatur, IL 62526	Tues., Wed., Thursday	422 Servings per day
South Shores Elementary School	2500 S. Franklin Rd, Decatur, IL 62521	Tues., Wed., Thursday	343 Servings per day
Michael Baum Elementary School	801 S Lake Ridge Ave. Decatur IL 62521	Tues., Wed., Thursday	315 Servings per day

The District is currently soliciting bids for the best possible cost for preparing, packaging and delivery of fresh, high quality fruit and vegetables for our 2022-2023 school year, starting October 04, 2022. The program would be administered thereafter on each Tuesday, Wednesday, and Thursday until May 25, 2023, or until the FFVP grant funding is depleted.

The District will not require services on the following school holidays or closing during this period:

- November 23, 24, 25, 2022 (Thanksgiving Break)
- December 19, 2022, through January 03, 2023 (Holiday Break)
- March 10, 2023, through March 17, 2023 (Spring Break)

The District reserves the right to reject all quotes.

All fresh fruits and vegetables must be ripe and in good condition when delivered and must be ready for consumption. At a minimum, fruits must meet the food distributor’s second-quality level. Fruits and vegetables should have characteristic color and good flavor and be well-shaped and free from scars and bruises. This agreement will in no way prevent the District from obtaining these products from another supplier.

All fresh fruits and vegetables must be grown and purchased within the United States.

Pertinent information:

- Start date of program will be October 4, 2022, and will run through May 25, 2023, or until FFVP grant funds are depleted.
- Fruits and vegetables must be prepared for an efficient and consumable product for students, in pre-determined portion sizes and/or packaging as appropriate. See below specifications.
- The estimated serving quantities per day are 2,288, 3 times per week.
- The Days FFVP will be administered are Tuesday, Wednesday, and Thursday each week.
- Delivery will be made FOB to each school location.

Specifications Continued

- All bids must be signed and received no later than 2pm (local time) on September 08, 2022, and must be delivered to the attention of:
Joanie Watson, Coordinator of Purchasing
Decatur Public Schools District #61
101 W Cerro Gordo, Decatur, IL 62523
FFVP BID – CONFIDENTIAL
Electronic submissions will not be accepted!!!!
- An unsuccessful bidder may protest the bid award by submitting in writing said protest within five business days of the bid award. The protest must state the nature and grounds of the protest. The Board of Education will review the protest and communicate the findings of the Board to the protesting bidder and to the Illinois State Board of Education Nutrition and Wellness Programs Division within 30 business days. All administrative remedies with Decatur School District must be exhausted before the FSMC may pursue a protest at the state or federal level.

Fresh Vegetable and Fruit Specifications:

Carrots Mini (baby): U.S #1, miniature crisp carrots, washed, peeled and ready to eat. Baby carrots should be no more than two inches long and 1/2 inch in diameter. Each package serving should be approximately five (5) ounces.

Celery, Stick: Celery sticks should be made from washed, U.S. #1 celery. Celery sticks should be crisp and moist. The sticks should be free from tough strings, discolorations, leaves, and small branched ends and free of excess moisture. Each package serving should be approximately five (5) ounces.

Tomatoes, Cherry or Grape: Fresh. Color: light red, firm ripe. U.S. #1 domestic preferred. Each package serving should be approximately five (5) ounces.

Bananas, Small: Standard: U.S. #1 Dole or Approved equivalent, each serving should be one (1) small banana.

Apples, Sliced: Pre-packed individual containers. Each packaged serving size to be approximately five (5) ounces.

Grapes: green or red: Firm, tender, sweet, U.S. #1. Seedless. Each packaged serving should be approximately five (5) ounces.

The above fruits and vegetables should be rotated equally throughout the period.

Please provide one Total Lump Sum Cost for preparing and delivery to all six (6) locations the above fruits and vegetables for the following October 04, 2022, through December 16, 2022: **\$ 47,875**

Please provide one Total Lump Sum Cost for preparing and delivery to all six (6) locations the above fruits and vegetables for the following period January 04, 2023, through May 25, 2023: **\$ 86,175**

Should the District elect to purchase other types of approved FFVP fruits and vegetables other than those specified herein please include your fixed fee for those items:

Specifications Continued

This additional fixed fee will be allowed based on the per case market price not to exceed the following quoted price:


\$0 - \$10	add \$ 10.00 per case
\$10.01 - \$20.00	add \$ 10.00 per case
\$20.01-\$30.00	add \$ 10.00 per case
\$30.01 - \$40.00	add \$ 10.00 per case
\$40.01 -\$50.00	add \$ 10.00 per case
\$50.01 - \$60.00	add \$ 10.00 per case
\$60.01 -\$70.00	add \$ 10.00 per case
\$70.01 - \$80.00	add \$ 10.00 per case
\$80.01- \$90.00	add \$ 10.00 per case
\$90.01- \$100.00	add \$ 10.00 per case
\$100.00 and higher	add \$ 10.00 per case

Please note that the District may ask your company to provide samples of fruits and vegetables to inspect quality of food and proper packaging.

If you have any questions, please contact Joanie Watson at **Ph. 217-362-3028** or email questions to **jwatson@dps61.org**.

Aramark Educational Services, LLC
Company Name

September 8th, 2022
Date

DocuSigned by:

B4973484506D453...
Signature
Vice President, Finance
Title



Board of Education Decatur Public School District #61

Date: September 27, 2022	Subject: Personnel Action
Initiated By: Jason E Fox, Director of Human Resources, and the Human Resources Department	Attachments: 7 Pages of Personnel Action
Reviewed By: Dr. Rochelle Clark, Superintendent	

BACKGROUND INFORMATION:

Per Board Policy 5:30: Hiring Process and Criteria – The District hires the most qualified personnel consistent with budget and staffing requirements and in compliance with School board policy on equal employment opportunities and minority recruitment.

CURRENT CONSIDERATIONS:

All offers of employment are contingent upon the approval of the Board of Education. Accordingly, anyone who is offered and begins employment prior to the approval of the Board of Education understands that they will do so as a substitute. If the approval of the Board of Education is obtained, these substitutes will then be made whole retroactive to their first day of employment.

FINANCIAL CONSIDERATIONS:

These positions are in the budget.

STAFF RECOMMENDATION:

The Administration respectfully requests the Board of Education approve all Personnel Action Items as presented.

RECOMMENDED ACTION:

- ☒ Approval
- ☐ Information
- ☐ Discussion

BOARD ACTION:_____

To: Board of Education
From: Jason E Fox, Director of Human Resources
Date: September 22, 2022
Board Date: September 27, 2022
Re: Personnel Action

EMPLOYMENT RECOMMENDATIONS

TEACHER:

Name	Position	Effective Date
Felaxnes Carson	Physical Education, American Dreamer	September 6, 2022
Alexander Shafer	Social Studies, MacArthur	September 12, 2022

TEACHING ASSISTANTS:

Name	Position	Effective Date
Carrie Bone	Special Education Assistant, Hope Academy, 6.25 hours per day	September 26, 2022
Iyeesha Deberry	Special Education Assistant, MacArthur, 6.5 hours per day	September 27, 2022
Shelleay Green	Special Education Assistant, Hope Academy, 6 hours per day	September 19, 2022
Jennifer Iwanski	Special Education Assistant, Pershing, 6.5 hours per day	September 26, 2022
Katlyn Kelly	K/1 Instructional Assistant, South Shores, 6.5 hours per day	September 19, 2022
Julie Mathews	Pre K Assistant, Pershing, 6.5 hours per day	October 10, 2022
Samantha Shaw	Special Education Assistant, Stephen Decatur, 6.25 hours per day	September 19, 2022
Emma Stoddard	Special Education Assistant, Dennis Kaleidoscope, 6 hours per day	September 26, 2022
Marissa White	Library Media Assistant, Johns Hill, 6 hours per day	October 3, 2022

MAINTENANCE:

Name	Position	Effective Date
Todd Dudley	2nd Shift Maintenance Worker, Buildings & Grounds	October 3, 2022

OFFICE PERSONNEL:

Name	Position	Effective Date
Jean Davison	Secretary to the Principal, Dennis Mosaic	October 24, 2022
Debra Watkins	Small Learning Community Secretary, Stephen Decatur	September 30, 2022
Kristin Wright	Small Learning Community Secretary, Eisenhower	September 6, 2022

EXTENDED DAY:

Name	Position	Effective Date
Becca Bradford	Non Certified Staff, Dennis Mosaic/Kaleidoscope	September 12, 2022
Kari Garver	Non Certified Staff, Johns Hill	September 14, 2022
Jacob Hamm	Non Certified Staff, Baum	September 13, 2022
Nykeria Huff	Non Certified Staff, Montessori Academy	September 26, 2022
Melissa Malone	Site Coordinator, Various Schools	September 14, 2022
Tyrisha Matthews	Non Certified Staff, Johns Hill	September 21, 2022
Emilee Moore-Johnson	Non Certified Staff, South Shores	September 22, 2022
Makaelyn Moore-Johnson	Non Certified Staff, American Dreamer	September 26, 2022
Camila Pape	Non Certified Staff, Parsons	September 21, 2022
Jacolby Sangster	Non Certified Staff, Muffley	September 19, 2022

SCHEDULE B:

Name	Position	Effective Date
Damien Brown	.5 FTE Assistant Football Coach, Eisenhower	September 13, 2022
Ferlaxnes Carson	Athletic Director, American Dreamer	September 12, 2022
Alexsis Gramigna	Assistant Cheerleading Coach, Eisenhower	September 14, 2022
Izaiha Johnson	.5 FTE Assistant Football Coach, Eisenhower	September 13, 2022
Kyyawna Johnson	Girls Volleyball Assistant Coach, Eisenhower	September 13, 2022
Nicole Long	Cheerleading Coach, Stephen Decatur	September 22, 2022
TaCharra Parsons	Yearbook Advisor, Eisenhower	September 15, 2022
Robyn Payne	Freshman Class Council Advisor, Eisenhower	September 15, 2022
Amanda Seider	.5 FTE Student Council (Government), Eisenhower	September 13, 2022
Karen Walker	.5 FTE Student Council (Government), Eisenhower	September 13, 2022
Anaudia Williams	Middle School Girls Basketball Coach, Stephen Decatur	September 16, 2022

TRANSFERS**TEACHERS:**

Name	Position	Effective Date
Kimberly Carver	From Elementary Alt Ed, Garfield Alt Ed to Grade 5, Dennis Kaleidoscope	September 19, 2022
Allison Coit	From Kindergarten, Parsons to Pre K, Pershing	September 21, 2022

TEACHING ASSISTANTS:

Name	Position	Effective Date
Mary Morrow	From Elementary Assistant, Parsons, 6 hours per day to K/1 Instructional Assistant, Parsons, 6 hours per day	September 19, 2022

Kaley Nidiffer	From K/1 Instructional Assistant, Parsons, 6 hours per day to Elementary Assistant, Parsons, 6 hours per day	September 19, 2022
----------------	--	--------------------

ADMINISTRATIVE SUPPORT:

Name	Position	Effective Date
Brandon Embry	From EMS I, IT to EMS II, IT	September 26, 2022

CUSTODIAN:

Name	Position	Effective Date
Maggie Hale	From 2nd Shift Custodian, Parsons to 2nd Shift Custodian, Stephen Decatur	September 26, 2022

CATEGORY CHANGE:

Name	Position	Effective Date
Kevin Townes	From Special Education Assistant, Eisenhower to School Security Officer, Dennis Kaleidoscope	October 3, 2022

RESIGNATIONS

TEACHERS:

Name	Position	Effective Date
Tricia Athey	Grade 5, Dennis Kaleidoscope	September 23, 2022
Barry Bridgette	Art, MacArthur	September 14, 2022
Claudia Clark	Social Studies, Stephen Decatur	September 16, 2022
Jillian Faulcon	Speech Language Pathologist, Macon Piatt	September 12, 2022

ADMINISTRATIVE ASSISTANT:

Name	Position	Effective Date
Jasmine Gause	Human Resources Analyst, Human Resources	October 10, 2022
Amy Sebeckis	EMS I, IT	September 29, 2022

CUSTODIAN:

Name	Position	Effective Date
Jason Roth	2nd Shift Custodian, Stephen Decatur	September 27, 2022

EXTENDED DAY PERSONNEL:

Name	Position	Effective Date
Dustan Atteberry	Non Certified Staff, Dennis Kaleidoscope	September 14, 2022
Karlie Clark	Non Certified Staff, Muffley	September 20, 2022

SCHEDULE B:

Name	Position	Effective Date
Ferlaxanes Carson	Girls Basketball Coach, Stephen Decatur	September 12, 2022
Patricia Sprague	Drama Advisor, Montessori Academy	July 30, 2021
Kyler Works	Middle School Basketball Coach, American Dreamer	September 9, 2022

RETIREMENT**TEACHING ASSISTANT:**

Name	Position	Effective Date
Roberta Tally	Montessori Assistant, Montessori Academy	End of the 2024-2025 School Year

COMPENSATION RECOMMENDATIONS:

- The following staff members should be compensated **\$16.66** for participating in Fastbridge SLO's on August 31, 2022 at PDI:

Sharon Bird
Vanessa Kelson
Laura Marino

Jessica McBride
Diane Orr

- The following staff members should be compensated **\$16.66** for participating in Fastbridge SLO's on September 6, 2022 at PDI:

Kristi Adams
Marcy Braden
Rosemary Dickson
Stacie Patterson

Shara Schutter
Michelle Vanderberg
Autumn Kirby

- The following staff members should be compensated **\$16.66** for participating in Fastbridge SLO's on September 7, 2022 at PDI:

Christine Cullison	Kelly Thomas-Millburg
Wissam Hasnain	Kyle Cross
Sharon Renfro	Paulina Dabrowska
- The following staff members should be compensated **\$16.66** for participating in Fastbridge SLO's on September 13, 2022 at PDI:

Rick Koetje	Kaelee Queary
Denisha Patrick	
- The following staff members should be compensated **\$16.66** for participating in Fastbridge SLO's on September 14, 2022 at PDI:

Terri Ellis	Apryl Mayes
Ann Downey	Amy Thaxton
- The following staff members should be compensated **\$33.34** for participating in Kindergarten Orientation on August 9, 2022 at Franklin Grove:

Chelsea Davis	Melissa Schulz
Lauren Peterson	
- The following staff members should be compensated for participating in CLC Professional Learning on August 8 & 9, 2022 at PDI/Harris:

Kelli Murray	\$50.01	Krista Hudson	\$200.04
Jackson Parrish	\$200.04	Abby DeLong	\$200.04
Rebeckah Novak-Ewell	\$200.04		
- The following staff members should be compensated **\$25.00** for participating in PBIS on August 25, 2022 at Franklin Grove:

Kristin Portis	Kari Tucker
Charles Durst	Iris Leahy
Vernadene Wells	Chelsea Davis
- The following staff members should be compensated for participating in Classroom Management on September 15, 2022 at PDI:

Melissa Cripe	\$24.99	Cassie Mann	\$49.98
Bette Felstead	\$24.99	Nicole Genet	\$49.98
- The following staff members should be compensated for participating in LEAD 180 Assessment Work from July 12-28, 2022 via Zoom:

Linda Stubblefield	\$214.50	Ann Downey	\$280.50
--------------------	----------	------------	----------
- The following staff members should be compensated for participating in Grades 6-8 Science Dimensions on September 12, 2022 at PDI:

Denisha Patrick	\$66.64	Bette Felstead	\$16.66
Marva Wright	\$50.00	Alexus Coleman	\$25.00
Jacqueline Faulkner	\$33.32		

- The following staff members should be compensated for participating in Grades K-5 Go Math Deeper Drive on September 1, 2022 at PDI:

Kelli Murray	\$49.98	Stacie Patterson	\$24.99
--------------	---------	------------------	---------

- The following staff members should be compensated **\$198.00** for participating in PBIS on July 6 & 11, 2022 at Franklin Grove:

Charles Durst	Kari Tucker
Vernadene Wells	

- The following staff members should be compensated **\$33.32** for participating in HMH Into Science Grades K-5 on September 8, 2022 at PDI:


Tammy Carver	Yolanda Minor
Chelsea Brown	Skyler Harford
Kimberly Brummett	Pam Blades
Denisha Patrick	Maria Wiggins

To Whom It May Concern:

I acknowledge that my employer has produced evidence of misconduct by me. I have met with representatives of my employer in the context of my employer's investigation regarding a disciplinary event of which I have been accused. My employer has proposed a two-day suspension without pay to resolve the matter. I hereby accept the two-day suspension without pay. I understand that I have a right to a hearing before the Macon-Piatt Board or a hearing officer appointed by the Macon-Piatt Board. I waive any right to hearing I may have before my employer (Macon-Piatt or Decatur Public Schools) or a hearing officer appointed by either or both because I desire to resolve this matter quickly and without conflict. My waiver of hearing rights and acceptance of the two-day suspension without pay is voluntary, without coercion and irrevocable on receipt by my employer or its agent.

Scott Wagner:   

Date: 9/2/22



Board of Education Decatur Public School District #61

Date: September 27, 2022	Subject: Adoption of Decatur Public School #61 Budget FY 2023
Initiated By: Dr. Mike Curry, Chief Operational Officer	Attachments: DPS 61 FY23 ISBE Budget Forms and Resolution to Adopt Budget
Reviewed By: Dr. Rochelle Clark, Superintendent	

BACKGROUND INFORMATION:

Illinois statute requires the Board of Education to adopt a budget no later than the end of the first quarter, September 30, 2022. The tentative budget was presented at the August 23, 2022 Board of Education meeting and reviewed in open session at the September 07, 2022 Board of Education meeting.

CURRENT CONSIDERATIONS:

A notice of public hearing was published on August 24, 2022 in *The Herald & Review*. The budget has been available for the past 30 days at the District's Business Office and the Decatur Public Library. As of this writing, no public input or comments have been received.

Changes to Expenses – Since the Tentative Budget was approved, the follow expense were updated for the final budget:

- Updated building budgets in the Education fund to reflect current enrollment numbers
- \$134,635 in Fund 90 expenditures was transferred to Fund 60

Changes to Revenues – Since the Tentative Budget was approved, the following revenues were updated for the final budget:

- \$1,000,000 in potential Sales Tax Revenue was reallocated from Fund 30 to Fund 60
- Fund 90 Revenue was adjusted down by \$367,900

FINANCIAL CONSIDERATIONS:

The revenues and expenses have been updated to reflect the best known information at this time. The direct operational funds (educational, operations and maintenance, transportation, and working cash funds) project expenditures that exceed the direct operation revenues by \$416,214.00

STAFF RECOMMENDATION:

The Administration respectfully requests that the Board of Education approve the attached Decatur Public School District FY 2023 budget as presented.

RECOMMENDED ACTION:

- ☒ Approval
☐ Information
☐ Discussion

BOARD ACTION: _____

**DECATUR PUBLIC SCHOOL DISTRICT BUDGET FORM
STATE OF ILLINOIS**

For Fiscal Year Beginning July 1, 2022

Budget of Decatur Public School District No. 61, County of Macon, State of Illinois, for the fiscal year beginning July 1, 2022, and ending June 30, 2023.

WHEREAS, the Board of Education of Decatur Public School District No. 61, County of Macon, State of Illinois, caused to be prepared in tentative form a budget, and the Secretary of this Board has made the same conveniently available to public inspection for the last thirty days prior to final action thereon;

AND, WHEREAS, a public hearing was held as to such budget on the 23rd day of August, 2022; notice of said hearing was given at least thirty days prior thereto as required by law, and all other legal requirements have been complied with;

NOW, THEREFORE, BE IT RESOLVED by the Board of Education of said District as follows;

SECTION 1: That the fiscal year of this school district be and the same hereby is fixed and declared to be beginning July 1, 2022, and ending June 30, 2023.

SECTION 2: That the following budget containing an estimate of amounts available in each fund, separately, and of expenditures from each be and the same is hereby adopted as the budget of this school district for the said fiscal year.

<u>FUND</u>	<u>REVENUE</u>	<u>EXPENDITURES</u>
Education	\$140,906,354	\$140,033,671
Operations & Maintenance	7,946,441	7,868,484
Debt Service	5,363,921	8,037,905
Transportation	4,332,976	6,059,730
IMRF/Social Security	4,525,950	5,232,923
Capital Projects	5,700,000	6,364,539
Working Cash	359,900	0
Tort Immunity/Judgment	3,101,500	2,673,192
Fire Prevention/Safety	367,900	6,120,067
TOTALS	\$172,604,942	\$182,390,511

ADOPTION OF BUDGET

Adopted this 27TH day of September, 2022, by a roll call vote of _____ Yeas, _____ Nays, _____ Absent.

President of the Board of Education

Secretary of the Board of Education

District Type:

☒ School District
☐ Joint Agreement

ILLINOIS STATE BOARD OF EDUCATION

School Business Services Division

SCHOOL DISTRICT/JOINT AGREEMENT BUDGET FORM ***July 1, 2022 - June 30, 2023****Accounting Basis:**

Cash

Unbalanced budget; however, a
Deficit Reduction Plan is not required
at this time.

Date of Amended Budget:

08/23/22

(MM/DD/YY)

District Name:

Decatur SD 61

District RCDT No:

39-055-0610-25

If your FY2022 AFR states that you need to do a deficit reduction plan and your FY2023 budget is balanced, please state the measures you took to have your budget become balanced. (Bckgrnd-Assumpt 25-26)

Budget of Decatur SD 61, County of Macon,
State of Illinois, for the Fiscal Year beginning July 1, 2022 and ending June 30, 2023.

WHEREAS the Board of Education of Decatur SD 61,
County of Macon, State of Illinois, caused to be prepared in tentative form a budget, and the Secretary
of this Board has made the same conveniently available to public inspection for at least thirty days prior to final action thereon;

AND WHEREAS a public hearing was held as to such budget on the 23 day of August, 2022,
notice of said hearing was given at least thirty days prior thereto as required by law, and all other legal requirements have been complied with;

NOW, THEREFORE, Be it resolved by the Board of Education of said district as follows:

Section 1: That the fiscal year of this school district be and the same hereby is fixed and declared to be
beginning July 1, 2022 and ending June 30, 2023.

Section 2: That the following budget containing an estimate of amounts available in each Fund, separately, and expenditures from each be
and the same is hereby adopted as the budget of this school district for said fiscal year.

ADOPTION OF BUDGET

The budget shall be approved and signed below by members of the School Board. Adopted this _____ day of _____, 20____
by a roll call vote of _____ Yeas, and _____ Nays, to wit:

** MEMBERS VOTING YEA:	** MEMBERS VOTING NAY:

* Based on the 23 Illinois Administrative Code-Part 100 and in conformity with Section 17-1 of the School Code.

** Type in the members who voted "YEA" nor "NAY". Actual school board member signatures are not required for electronic submission.

- (1) A certified copy of this document must be filed with the county clerk within 30 days of adoption as required by Section 18-50 of the Property Tax Code (35 ILCS 200/18-50).
- (2) Districts are required to submit the adopted/amended budget electronically to ISBE within 30 days of adoption or by October 30, whichever comes first. Budgets are submitted to **School Finance Report (SFR)**: <https://sec1.isbe.net/attachmgr/default.aspx>

Please type the member signatures before submitting to ISBE. We do not accept PDF copies.

BUDGET SUMMARY

	A	B	C	D	E	F	G	H	I	J	K	L
1	<i>Begin entering data on EstRev 6-11 and EstExp 12-20 tabs.</i>		(10)	(20)	(30)	(40)	(50)	(60)	(70)	(80)	(90)	
2	Description: Enter Whole Numbers Only	Acct #	Educational	Operations & Maintenance	Debt Service	Transportation	Municipal Retirement/ Social Security	Capital Projects	Working Cash	Tort	Fire Prevention & Safety	
3	ESTIMATED BEGINNING FUND BALANCE (without Student Activity Funds) ¹ as of July 1, 2022		24,297,686	1,726,331	9,828,518	3,672,575	1,064,559	9,147,766	5,926,430	5,093,239	5,752,167	
4	RECEIPTS/REVENUES (without Student Activity Funds)											
5	LOCAL SOURCES	1000	26,117,652	3,596,441	5,163,921	1,432,976	4,525,950	5,100,000	359,900	3,101,500	367,900	
6	FLOW-THROUGH RECEIPTS/REVENUES FROM ONE DISTRICT TO ANOTHER DISTRICT	2000	0	0		0	0					
7	STATE SOURCES	3000	58,072,140	4,350,000	200,000	2,900,000	0	0	0	0	0	
8	FEDERAL SOURCES	4000	56,716,562	0	0	0	0	600,000	0	0	0	
9	Total Direct Receipts/Revenues ⁸		140,906,354	7,946,441	5,363,921	4,332,976	4,525,950	5,700,000	359,900	3,101,500	367,900	
10	Receipts/Revenues for "On Behalf" Payments ²	3998										
11	Total Receipts/Revenues		140,906,354	7,946,441	5,363,921	4,332,976	4,525,950	5,700,000	359,900	3,101,500	367,900	
12	DISBURSEMENTS/EXPENDITURES (without Student Activity Funds)											
13	INSTRUCTION	1000	61,390,305				1,738,167			0		
14	SUPPORT SERVICES	2000	64,528,959	7,868,484		6,059,730	3,413,400	6,364,539		2,673,192	6,120,067	
15	COMMUNITY SERVICES	3000	2,534,373	0		0	81,356			0		
16	PAYMENTS TO OTHER DISTRICTS & GOVT UNITS	4000	11,580,034	0	0	0	0	0		0	0	
17	DEBT SERVICES	5000	0	0	8,037,905	0	0			0	0	
18	PROVISION FOR CONTINGENCIES	6000	0	0	0	0	0	0		0	0	
19	Total Direct Disbursements/Expenditures ⁹		140,033,671	7,868,484	8,037,905	6,059,730	5,232,923	6,364,539		2,673,192	6,120,067	
20	Disbursements/Expenditures for "On Behalf" Payments ²	4180	0	0	0	0	0	0		0	0	
21	Total Disbursements/Expenditures		140,033,671	7,868,484	8,037,905	6,059,730	5,232,923	6,364,539		2,673,192	6,120,067	
22	Excess of Direct Receipts/Revenues Over (Under) Direct Disbursements/Expenditures		872,683	77,957	(2,673,984)	(1,726,754)	(706,973)	(664,539)	359,900	428,308	(5,752,167)	
23	OTHER SOURCES/USES OF FUNDS											
24	OTHER SOURCES OF FUNDS (7000)											
25	PERMANENT TRANSFER FROM VARIOUS FUNDS											
26	Abolishment the Working Cash Fund ¹⁶	7110										
27	Abatement of the Working Cash Fund ¹⁶	7110										
28	Transfer of Working Cash Fund Interest	7120										
29	Transfer Among Funds	7130										
30	Transfer of Interest	7140										
31	Transfer from Capital Projects Fund to O&M Fund	7150		0								
32	Transfer of Excess Fire Prev & Safety Tax & Interest ³ Proceeds to O&M Fund	7160		0								
33	Transfer of Excess Accumulated Fire Prev & Safety Bond and Int ^{3a} Proceeds to Debt Service Fund	7170			0							
34	SALE OF BONDS (7200)											
35	Principal on Bonds Sold ⁴	7210							0			
36	Premium on Bonds Sold	7220							0			
37	Accrued Interest on Bonds Sold	7230							0			
38	Sale or Compensation for Fixed Assets ⁵	7300	100,000									
39	Transfer to Debt Service to Pay Principal on GASB 87 Leases	7400			0							
40	Transfer to Debt Service to Pay Interest on GASB 87 Leases	7500			0							
41	Transfer to Debt Service Fund to Pay Principal on Revenue Bonds	7600			0							
42	Transfer to Debt Service Fund to Pay Interest on Revenue Bonds	7700			0							
43	Transfer to Capital Projects Fund	7800						0				
44	ISBE Loan Proceeds	7900										
45	Other Sources Not Classified Elsewhere	7990										
46	Total Other Sources of Funds ⁸		100,000	0	0	0	0	0	0	0	0	

BUDGET SUMMARY

	A	B	C	D	E	F	G	H	I	J	K	L
1	<i>Begin entering data on EstRev 6-11 and EstExp 12-20 tabs.</i>		(10)	(20)	(30)	(40)	(50)	(60)	(70)	(80)	(90)	
2	Description: Enter Whole Numbers Only	Acct #	Educational	Operations & Maintenance	Debt Service	Transportation	Municipal Retirement/ Social Security	Capital Projects	Working Cash	Tort	Fire Prevention & Safety	
47	OTHER USES OF FUNDS (8000)											
49	TRANSFER TO VARIOUS OTHER FUNDS (8100)											
50	Abolishment or Abatement of the Working Cash Fund ¹⁶	8110							0			
51	Transfer of Working Cash Fund Interest	8120							0			
52	Transfer Among Funds	8130										
53	Transfer of Interest ⁶	8140										
54	Transfer from Capital Projects Fund to O&M Fund	8150										
		8160										
55	Transfer of Excess Fire Prev & Safety Tax & Interest ³ Proceeds to O&M Fund											
		8170										
56	Transfer of Excess Accumulated Fire Prev & Safety Bond ^{3a} and											
	Int Proceeds to Debt Service Fund											
57	Taxes Pledged to Pay Principal on GASB 87 Leases	8410										
58	Grants/Reimbursements Pledged to Pay Principal on GASB 87 Leases	8420										
59	Other Revenues Pledged to Pay Principal on GASB 87 Leases	8430										
60	Fund Balance Transfers Pledged to Pay Principal on GASB 87 Leases	8440										
61	Taxes Pledged to Pay Interest on GASB 87 Leases	8510										
62	Grants/Reimbursements Pledged to Pay Interest on GASB 87 Leases	8520										
63	Other Revenues Pledged to Pay Interest on GASB 87 Leases	8530										
64	Fund Balance Transfers Pledged to Pay Interest on GASB 87 Leases	8540										
65	Taxes Pledged to Pay Principal on Revenue Bonds	8610										
66	Grants/Reimbursements Pledged to Pay Principal on Revenue Bonds	8620										
67	Other Revenues Pledged to Pay Principal on Revenue Bonds	8630										
68	Fund Balance Transfers Pledged to Pay Principal on Revenue Bonds	8640										
69	Taxes Pledged to Pay Interest on Revenue Bonds	8710										
70	Grants/Reimbursements Pledged to Pay Interest on Revenue Bonds	8720										
71	Other Revenues Pledged to Pay Interest on Revenue Bonds	8730										
72	Fund Balance Transfers Pledged to Pay Interest on Revenue Bonds	8740										
73	Taxes Transferred to Pay for Capital Projects	8810										
74	Grants/Reimbursements Pledged to Pay for Capital Projects	8820										
75	Other Revenues Pledged to Pay for Capital Projects	8830										
76	Fund Balance Transfers Pledged to Pay for Capital Projects	8840										
77	Transfer to Debt Service Fund to Pay Principal on ISBE Loans	8910										
78	Other Uses Not Classified Elsewhere	8990										
79	Total Other Uses of Funds ⁹		0	0	0	0	0	0	0	0	0	
80	Total Other Sources/Uses of Fund		100,000	0	0	0	0	0	0	0	0	
81	ESTIMATED ENDING FUND BALANCE (without Student Activity Funds) as of June 30, 2023		25,270,369	1,804,288	7,154,534	1,945,821	357,586	8,483,227	6,286,330	5,521,547	0	
82												
83	Student Activity (Fund 11) ESTIMATED BEGINNING FUND BALANCE as of July 1, 2022		537,276									
84	RECEIPTS/REVENUES (For Student Activity Funds)											
85	Total Student Activity Direct Receipts/Revenues (Local Sources)	1799	0									
86	DISBURSEMENTS/EXPENDITURES (For Student Activity Funds)											
87	Total Student Activity Direct Disbursements/Expenditures	1999	0									
88	Excess of Direct Receipts/Revenues Over (Under) Direct Disbursements/Expenditures		0									
89	Student Activity ESTIMATED ENDING FUND BALANCE as of June 30, 2023		537,276									
90												

BUDGET SUMMARY

	A	B	C	D	E	F	G	H	I	J	K	L
1	<i>Begin entering data on EstRev 6-11 and EstExp 12-20 tabs.</i>		(10)	(20)	(30)	(40)	(50)	(60)	(70)	(80)	(90)	
2	Description: Enter Whole Numbers Only	Acct #	Educational	Operations & Maintenance	Debt Service	Transportation	Municipal Retirement/ Social Security	Capital Projects	Working Cash	Tort	Fire Prevention & Safety	
91	Total ESTIMATED BEGINNING FUND BALANCE (All Sources Including Student Activity Funds) as of July 1, 2022		24,834,962	1,726,331	9,828,518	3,672,575	1,064,559	9,147,766	5,926,430	5,093,239	5,752,167	
92	RECEIPTS/REVENUES (All Sources with Student Activity Funds)											
93	LOCAL SOURCES	1000	26,117,652	3,596,441	5,163,921	1,432,976	4,525,950	5,100,000	359,900	3,101,500	367,900	
94	FLOW-THROUGH RECEIPTS/REVENUES FROM ONE DISTRICT TO ANOTHER DISTRICT	2000	0	0		0	0					
95	STATE SOURCES	3000	58,072,140	4,350,000	200,000	2,900,000	0	0	0	0	0	
96	FEDERAL SOURCES	4000	56,716,562	0	0	0	0	600,000	0	0	0	
97	Total Direct Receipts/Revenues ⁸		140,906,354	7,946,441	5,363,921	4,332,976	4,525,950	5,700,000	359,900	3,101,500	367,900	
98	Receipts/Revenues for "On Behalf" Payments ²	3998	0	0	0	0	0	0		0	0	
99	Total Receipts/Revenues		140,906,354	7,946,441	5,363,921	4,332,976	4,525,950	5,700,000	359,900	3,101,500	367,900	
100	DISBURSEMENTS/EXPENDITURES (All Sources with Student Activity Funds)											
101	INSTRUCTION	1000	61,390,305				1,738,167			0		
102	SUPPORT SERVICES	2000	64,528,959	7,868,484		6,059,730	3,413,400	6,364,539		2,673,192	6,120,067	
103	COMMUNITY SERVICES	3000	2,534,373	0		0	81,356			0		
104	PAYMENTS TO OTHER DISTRICTS & GOVT UNITS	4000	11,580,034	0	0	0	0	0		0	0	
105	DEBT SERVICES	5000	0	0	8,037,905	0	0			0	0	
106	PROVISION FOR CONTINGENCIES	6000	0	0	0	0	0	0		0	0	
107	Total Direct Disbursements/Expenditures ⁹		140,033,671	7,868,484	8,037,905	6,059,730	5,232,923	6,364,539		2,673,192	6,120,067	
108	Disbursements/Expenditures for "On Behalf" Payments ²	4180	0	0	0	0	0	0		0	0	
109	Total Disbursements/Expenditures		140,033,671	7,868,484	8,037,905	6,059,730	5,232,923	6,364,539		2,673,192	6,120,067	
110	Excess of Direct Receipts/Revenues Over (Under) Direct Disbursements/Expenditures		872,683	77,957	(2,673,984)	(1,726,754)	(706,973)	(664,539)	359,900	428,308	(5,752,167)	
111	OTHER SOURCES/USES OF FUNDS											
112	OTHER SOURCES OF FUNDS (7000)											
113	Total Other Sources of Funds ⁸		100,000	0	0	0	0	0	0	0	0	
114	OTHER USES OF FUNDS (8000)											
116	Total Other Uses of Funds ⁹		0	0	0	0	0	0	0	0	0	
117	Total Other Sources/Uses of Fund		100,000	0	0	0	0	0	0	0	0	
118	ESTIMATED ENDING FUND BALANCE (All Sources with Student Activity Funds) as of June 30, 2023		25,807,645	1,804,288	7,154,534	1,945,821	357,586	8,483,227	6,286,330	5,521,547	0	
119												
120	SUMMARY OF EXPENDITURES Without Student Activity Funds (by Major Object)											
121	Description	Acct #	(10) Educational	(20) Operations & Maintenance	(30) Debt Service	(40) Transportation	(50) Municipal Retirement/ Social Security	(60) Capital Projects	(70) Working Cash	(80) Tort	(90) Fire Prevention & Safety	Total By Object
122	Object Name											
124	Salaries	100	69,184,535	2,953,125		201,754		74,293		787,309	686	73,201,702
125	Employee Benefits	200	15,534,826	514,859		16,730	5,232,923	0		187,683	180	21,487,201
126	Purchased Services	300	18,849,923	576,500	0	5,726,746		6,129,246		1,698,200	6,119,201	39,099,816
127	Supplies & Materials	400	5,697,353	2,933,000		22,500		10,000		0	0	8,662,853
128	Capital Outlay	500	15,511,557	785,000		90,000		151,000		0	0	16,537,557
129	Other Objects	600	11,314,295	1,000	8,037,905	0	0	0		0	0	19,353,200
130	Non-Capitalized Equipment	700	3,936,382	105,000		2,000		0		0	0	4,043,382
131	Termination Benefits	800	4,800	0		0				0		4,800
132	Total Expenditures		140,033,671	7,868,484	8,037,905	6,059,730	5,232,923	6,364,539		2,673,192	6,120,067	182,390,511

SUMMARY OF CASH TRANSACTIONS

	A	B	C	D	E	F	G	H	I	J	K
1			(10)	(20)	(30)	(40)	(50)	(60)	(70)	(80)	(90)
2	Description: Enter Whole Numbers Only	Acct #	Educational	Operations & Maintenance	Debt Service	Transportation	Municipal Retirement/ Social Security	Capital Projects	Working Cash	Tort	Fire Prevention & Safety
3	BEGINNING CASH BALANCE ON HAND (without Student Activity Funds) ⁷ as of July 1, 2022		29,278,257	1,726,331	9,828,518	3,573,176	1,064,559	9,147,766	5,926,430	5,091,634	5,752,167
4	Total Direct Receipts & Other Sources ⁸		141,006,354	7,946,441	5,363,921	4,332,976	4,525,950	5,700,000	359,900	3,101,500	367,900
5	OTHER RECEIPTS										
6	Interfund Loans Payable (Loans from Other Funds)	411									
7	Interfund Loans Receivable (Repayment of Loans)	141									
8	Notes and Warrants Payable	433									
9	Other Current Assets	199									
10	Total Other Receipts		0	0	0	0	0	0	0	0	0
11	Total Direct Receipts, Other Sources, & Other Receipts		141,006,354	7,946,441	5,363,921	4,332,976	4,525,950	5,700,000	359,900	3,101,500	367,900
12	Total Amount Available		170,284,611	9,672,772	15,192,439	7,906,152	5,590,509	14,847,766	6,286,330	8,193,134	6,120,067
13	Total Direct Disbursements & Other Uses ⁹		140,033,671	7,868,484	8,037,905	6,059,730	5,232,923	6,364,539	0	2,673,192	6,120,067
14	OTHER DISBURSEMENTS										
15	Interfund Loans Receivable (Loans to Other Funds) ¹⁰	141									
16	Interfund Loans Payable (Repayment of Loans)	411									
17	Notes and Warrants Payable	433									
18	Other Current Liabilities	499									
19	Total Other Disbursements		0	0	0	0	0	0	0	0	0
20	Total Direct Disbursements, Other Uses, & Other Disbursements		140,033,671	7,868,484	8,037,905	6,059,730	5,232,923	6,364,539	0	2,673,192	6,120,067
21	ENDING CASH BALANCE ON HAND (without Student Activity Funds) ⁷ as of June 30, 2023		30,250,940	1,804,288	7,154,534	1,846,422	357,586	8,483,227	6,286,330	5,519,942	0
22											
23	Activity Funds BEGINNING CASH BALANCE ON HAND ⁷ as of July 1, 2022		537,276								
24	Total Direct Receipts & Other Sources ⁸		0								
25	Total Amount Available		537,276								
26	Total Direct Disbursements & Other Uses ⁹		0								
27	Activity funds ENDING CASH BALANCE ON HAND ⁷ as of June 30, 2023		537,276								
28											
29	Total BEGINNING CASH BALANCE ON HAND (with Student Activity Funds) ⁷ as of July 1, 2022		29,815,533	1,726,331	9,828,518	3,573,176	1,064,559	9,147,766	5,926,430	5,091,634	5,752,167
30	Total Direct Receipts & Other Sources ⁸		141,006,354	7,946,441	5,363,921	4,332,976	4,525,950	5,700,000	359,900	3,101,500	367,900
31	Total Other Receipts		0	0	0	0	0	0	0	0	0
32	Total Direct Receipts, Other Sources, & Other Receipts		141,006,354	7,946,441	5,363,921	4,332,976	4,525,950	5,700,000	359,900	3,101,500	367,900
33	Total Amount Available		170,821,887	9,672,772	15,192,439	7,906,152	5,590,509	14,847,766	6,286,330	8,193,134	6,120,067
34	Total Direct Disbursements & Other Uses ⁹		140,033,671	7,868,484	8,037,905	6,059,730	5,232,923	6,364,539	0	2,673,192	6,120,067
35	Total Other Disbursements		0	0	0	0	0	0	0	0	0
36	Total Direct Disbursements, Other Uses, & Other Disbursements		140,033,671	7,868,484	8,037,905	6,059,730	5,232,923	6,364,539	0	2,673,192	6,120,067
37	Total ENDING CASH BALANCE ON HAND (with Student Activity Funds) ⁷ as of June 30, 2023		30,788,216	1,804,288	7,154,534	1,846,422	357,586	8,483,227	6,286,330	5,519,942	0

	B	C	D	E	F	G	H	I	J	K	L
1			(10)	(20)	(30)	(40)	(50)	(60)	(70)	(80)	(90)
2	Description: Enter Whole Numbers Only	Acct #	Educational	Operations & Maintenance	Debt Service	Transportation	Municipal Retirement/ Social Security	Capital Projects	Working Cash	Tort	Fire Prevention & Safety
3	RECEIPTS/REVENUES FROM LOCAL SOURCES (1000)										
4	AD VALOREM TAXES LEVIED BY LOCAL EDUCATION AGENCY	1100									
5	Designated Purposes Levies ¹¹ (1110-1120)	-	18,390,619	3,577,941	1,916,033	1,431,176	2,100,000		357,000	3,100,000	357,000
6	Leasing Purposes Levy ¹²	1130	357,794								
7	Special Education Purposes Levy	1140	286,235								
8	FICA and Medicare Only Levies	1150					1,900,000				
9	Area Vocational Construction Purposes Levy	1160									
10	Summer School Purposes Levy	1170									
11	Other Tax Levies (Describe & Itemize)	1190									
12	Total Ad Valorem Taxes Levied by District		19,034,648	3,577,941	1,916,033	1,431,176	4,000,000	0	357,000	3,100,000	357,000
13	PAYMENTS IN LIEU OF TAXES	1200									
14	Mobile Home Privilege Tax	1210	11,350	2,000	1,800	800	2,700		200	1,500	200
15	Payments from Local Housing Authority	1220		2,000					200		200
16	Corporate Personal Property Replacement Taxes ¹³	1230	6,000,000				500,000	3,000,000			
17	Other Payments in Lieu of Taxes (Describe & Itemize)	1290									
18	Total Payments in Lieu of Taxes		6,011,350	4,000	1,800	800	502,700	3,000,000	400	1,500	400
19	TUITION	1300									
20	Regular Tuition from Pupils or Parents (In State)	1311									
21	Regular Tuition from Other Districts (In State)	1312									
22	Regular Tuition from Other Sources (In State)	1313									
23	Regular Tuition from Other Sources (Out of State)	1314									
24	Summer School Tuition from Pupils or Parents (In State)	1321									
25	Summer School Tuition from Other Districts (In State)	1322									
26	Summer School Tuition from Other Sources (In State)	1323									
27	Summer School Tuition from Other Sources (Out of State)	1324									
28	CTE Tuition from Pupils or Parents (In State)	1331									
29	CTE Tuition from Other Districts (In State)	1332									
30	CTE Tuition from Other Sources (In State)	1333									
31	CTE Tuition from Other Sources (Out of State)	1334									
32	Special Education Tuition from Pupils or Parents (In State)	1341									
33	Special Education Tuition from Other Districts (In State)	1342									
34	Special Education Tuition from Other Sources (In State)	1343									
35	Special Education Tuition from Other Sources (Out of State)	1344									
36	Adult Tuition from Pupils or Parents (In State)	1351									
37	Adult Tuition from Other Districts (In State)	1352									
38	Adult Tuition from Other Sources (In State)	1353									
39	Adult Tuition from Other Sources (Out of State)	1354									
40	Total Tuition		0								
41	TRANSPORTATION FEES	1400									
42	Regular Transportation Fees from Pupils or Parents (In State)	1411									
43	Regular Transportation Fees from Other Districts (In State)	1412									
44	Regular Transportation Fees from Other Sources (In State)	1413									
45	Regular Transportation Fees from Co-curricular Activities (In State)	1415									
46	Regular Transportation Fees from Other Sources (Out of State)	1416									
47	Summer School Transportation Fees from Pupils or Parents (In State)	1421									
48	Summer School Transportation Fees from Other Districts (In State)	1422									
49	Summer School Transportation Fees from Other Sources (In State)	1423									
50	Summer School Transportation Fees from Other Sources (Out of State)	1424									
51	CTE Transportation Fees from Pupils or Parents (In State)	1431									
52	CTE Transportation Fees from Other Districts (In State)	1432									
53	CTE Transportation Fees from Other Sources (In State)	1433									
54	CTE Transportation Fees from Other Sources (Out of State)	1434									

	B	C	D	E	F	G	H	I	J	K	L
1			(10)	(20)	(30)	(40)	(50)	(60)	(70)	(80)	(90)
2	Description: Enter Whole Numbers Only	Acct #	Educational	Operations & Maintenance	Debt Service	Transportation	Municipal Retirement/ Social Security	Capital Projects	Working Cash	Tort	Fire Prevention & Safety
55	Special Education Transportation Fees from Pupils or Parents (In State)	1441									
56	Special Education Transportation Fees from Other Districts (In State)	1442									
57	Special Education Transportation Fees from Other Sources (In State)	1443									
58	Special Education Transportation Fees from Other Sources (Out of State)	1444									
59	Adult Transportation Fees from Pupils or Parents (In State)	1451									
60	Adult Transportation Fees from Other Districts (In State)	1452									
61	Adult Transportation Fees from Other Sources (In State)	1453									
62	Adult Transportation Fees from Other Sources (Out of State)	1454									
63	Total Transportation Fees					0					
64	EARNINGS ON INVESTMENTS	1500									
65	Interest on Investments	1510	20,500	500		1,000	1,000		2,500		10,500
66	Gain or Loss on Sale of Investments	1520									
67	Total Earnings on Investments		20,500	500	0	1,000	1,000	0	2,500	0	10,500
68	FOOD SERVICE	1600									
69	Sales to Pupils - Lunch	1611									
70	Sales to Pupils - Breakfast	1612									
71	Sales to Pupils - A la Carte	1613	60,000								
72	Sales to Pupils - Other (Describe & Itemize)	1614									
73	Sales to Adults	1620	7,000								
74	Other Food Service (Describe & Itemize)	1690	750								
75	Total Food Service		67,750								
76	DISTRICT/SCHOOL ACTIVITY INCOME	1700									
77	Admissions - Athletic	1711	42,675								
78	Admissions - Other	1719									
79	Fees	1720									
80	Book Store Sales	1730									
81	Other District/School Activity Revenue (Describe & Itemize)	1790	13,450								
82	Student Activity Fund Revenues	1799									
83	Total District/School Activity Income (without Student Activity Funds 1799)		56,125	0							
84	Total District/School Activity Income (with Student Activity Funds 1799)		56,125								
85	TEXTBOOK INCOME	1800									
86	Textbook Rentals - Regular Textbooks	1811	66,065								
87	Textbook Rentals - Summer School Textbooks	1812									
88	Textbook Rentals - Adult/Continuing Education Textbooks	1813									
89	Textbook Rentals - Other (Describe & Itemize)	1819									
90	Textbook Sales - Regular Textbooks	1821	350								
91	Textbook Sales - Summer School	1822									
92	Textbook Sales - Adult/Continuing Education	1823									
93	Textbook Sales - Other (Describe & Itemize)	1829									
94	Other Textbook Income (Describe & Itemize)	1890									
95	Total Textbooks		66,415								

	B	C	D	E	F	G	H	I	J	K	L
1			(10)	(20)	(30)	(40)	(50)	(60)	(70)	(80)	(90)
2	Description: Enter Whole Numbers Only	Acct #	Educational	Operations & Maintenance	Debt Service	Transportation	Municipal Retirement/ Social Security	Capital Projects	Working Cash	Tort	Fire Prevention & Safety
96	OTHER REVENUE FROM LOCAL SOURCES	1900									
97	Rentals	1910	251,000	14,000							
98	Contributions and Donations from Private Sources	1920	335,464				22,250	100,000			
99	Impact Fees from Municipal or County Governments	1930									
100	Services Provided Other Districts	1940	105,000								
101	Refund of Prior Years' Expenditures	1950	30,000								
102	Payments of Surplus Moneys from TIF Districts	1960									
103	Drivers' Education Fees	1970	13,000								
104	Proceeds from Vendors' Contracts	1980									
105	School Facility Occupation Tax Proceeds	1983			3,246,088			2,000,000			
106	Payment from Other Districts	1991									
107	Sale of Vocational Projects	1992									
108	Other Local Fees (Describe & Itemize)	1993	5,000								
109	Other Local Revenues (Describe & Itemize)	1999	121,400								
110	Total Other Revenue from Local Sources		860,864	14,000	3,246,088	0	22,250	2,100,000	0	0	0
111	Total Receipts/Revenues from Local Sources (without Student Activity Funds 1799)	1000	26,117,652	3,596,441	5,163,921	1,432,976	4,525,950	5,100,000	359,900	3,101,500	367,900
112	Total Receipts/Revenues from Local Sources (with Student Activity Funds 1799)		26,117,652								
113	FLOW-THROUGH RECEIPTS/REVENUES FROM ONE DISTRICT TO ANOTHER DISTRICT (2000)										
114	Flow-Through Revenue from State Sources	2100									
115	Flow-Through Revenue from Federal Sources	2200									
116	Other Flow-Through Revenue (Describe & Itemize)	2300									
117	Total Flow-Through Receipts/Revenues From One District to Another District	2000	0	0		0	0				
118	RECEIPTS/REVENUES FROM STATE SOURCES (3000)										
119	UNRESTRICTED GRANTS-IN-AID (3001-3099)										
120	Evidence Based Funding Formula (Section 18-8.15)	3001	54,500,000	4,350,000	200,000						
121	Reorganization Incentives (Accounts 3005-3021)	3005									
122	Fast Growth District Grants	3030									
123	Other Unrestricted Grants-In-Aid From State Sources (Describe & Itemize)	3099									
124	Total Unrestricted Grants-In-Aid		54,500,000	4,350,000	200,000	0	0	0		0	0
125	RESTRICTED GRANTS-IN-AID (3100-3900)										
126	SPECIAL EDUCATION										
127	Special Education - Private Facility Tuition	3100	200,000								
128	Special Education - Funding for Children Requiring Sp Ed Services	3105									
129	Special Education - Personnel	3110									
130	Special Education - Orphanage - Individual	3120									
131	Special Education - Orphanage - Summer Individual	3130									
132	Special Education - Summer School	3145									
133	Special Education - Other (Describe & Itemize)	3199									
134	Total Special Education		200,000	0		0					
135	CAREER AND TECHNICAL EDUCATION (CTE)										
136	CTE - Technical Education - Tech Prep	3200									
137	CTE - Secondary Program Improvement (CTEI)	3220									
138	CTE - WECEP	3225									
139	CTE - Agriculture Education	3235	57,467								
140	CTE - Instructor Practicum	3240									
141	CTE - Student Organizations	3270									
142	CTE - Other (Describe & Itemize)	3299									
143	Total Career and Technical Education		57,467	0			0				

	B	C	D	E	F	G	H	I	J	K	L
1			(10)	(20)	(30)	(40)	(50)	(60)	(70)	(80)	(90)
2	Description: Enter Whole Numbers Only	Acct #	Educational	Operations & Maintenance	Debt Service	Transportation	Municipal Retirement/ Social Security	Capital Projects	Working Cash	Tort	Fire Prevention & Safety
144	BILINGUAL EDUCATION										
145	Bilingual Education - Downstate - TPI and TBE	3305	50,000								
146	Bilingual Education - Downstate - Transitional Bilingual Education	3310									
147	Total Bilingual Education		50,000				0				
148	State Free Lunch & Breakfast	3360	161,365								
149	School Breakfast Initiative	3365									
150	Driver Education	3370	68,000								
151	Adult Education (from ICCB)	3410									
152	Adult Education - Other (Describe & Itemize)	3499									
153	TRANSPORTATION										
154	Transportation - Regular and Vocational	3500				2,000,000					
155	Transportation - Special Education	3510				900,000					
156	Transportation - Other (Describe & Itemize)	3599									
157	Total Transportation		0	0		2,900,000	0				
158	Learning Improvement - Change Grants	3610									
159	Scientific Literacy	3660									
160	Truant Alternative/Optional Education	3695									
161	Early Childhood - Block Grant	3705	3,028,326								
162	Chicago General Education Block Grant	3766									
163	Chicago Educational Services Block Grant	3767									
164	School Safety & Educational Improvement Block Grant	3775									
165	Technology - Technology for Success	3780									
166	State Charter Schools	3815									
167	Extended Learning Opportunities - Summer Bridges	3825									
168	Infrastructure Improvements - Planning/Construction	3920									
169	School Infrastructure - Maintenance Projects	3925									
170	Other Restricted Revenue from State Sources (Describe & Itemize)	3999	6,982								
171	Total Restricted Grants-In-Aid		3,572,140	0	0	2,900,000	0	0	0	0	0
172	Total Receipts/Revenues from State Sources	3000	58,072,140	4,350,000	200,000	2,900,000	0	0	0	0	0
173	RECEIPTS/REVENUES FROM FEDERAL SOURCES (4000)										
174	UNRESTRICTED GRANTS-IN-AID RECEIVED DIRECTLY FROM FEDERAL GOVT. (4001-4009)										
175	Federal Impact Aid	4001									
176	Other Unrestricted Grants-In-Aid Received from Fed. Govt. (Describe & Itemize)	4009									
177	Total Unrestricted Grants-In-Aid Received Directly from Fed Govt		0	0	0	0	0	0	0	0	0
178	RESTRICTED GRANTS-IN-AID RECEIVED DIRECTLY FROM FEDERAL GOVT (4045-4090)										
179	Head Start	4045									
180	Construction (Impact Aid)	4050									
181	MAGNET	4060									
182	Other Restricted Grants-In-Aid Received from Fed. Govt. (Describe & Itemize)	4090									
183	Total Restricted Grants-In-Aid Received Directly from Federal Govt.		0	0		0	0	0			0
184	RESTRICTED GRANTS-IN-AID RECEIVED FROM FEDERAL GOVT. THRU THE STATE (4100-4999)										
185	TITLE V										
186	Title V - Flexibility and Accountability	4100									
187	Title V - SEA Projects	4105									
188	Title V - Rural Education Initiative (REI)	4107									
189	Title V - Other (Describe & Itemize)	4199									
190	Total Title V		0	0		0	0				

	B	C	D	E	F	G	H	I	J	K	L
1			(10)	(20)	(30)	(40)	(50)	(60)	(70)	(80)	(90)
2	Description: Enter Whole Numbers Only	Acct #	Educational	Operations & Maintenance	Debt Service	Transportation	Municipal Retirement/ Social Security	Capital Projects	Working Cash	Tort	Fire Prevention & Safety
191	FOOD SERVICE										
192	Breakfast Start-Up Expansion	4200									
193	National School Lunch Program	4210	2,940,000								
194	Special Milk Program	4215									
195	School Breakfast Program	4220	551,950								
196	Summer Food Service Admin/Program	4225									
197	Child and Adult Care Food Program	4226	306,000								
198	Fresh Fruit and Vegetables	4240									
199	Food Service - Other (Describe & Itemize)	4299									
200	Total Food Service		3,797,950				0				
201	TITLE I										
202	Title I - Low Income	4300	6,980,340								
203	Title I - Low Income - Neglected, Private	4305									
204	Title I - Migrant Education	4340									
205	Title I - Other (Describe & Itemize)	4399	6,301,977								
206	Total Title I		13,282,317	0		0	0				
207	TITLE IV										
208	Title IV - Student Support & Academic Enrichment Grant	4400									
209	Title IV - 21st Century	4421									
210	Title IV - Other (Describe & Itemize)	4499									
211	Total Title IV		0	0		0	0				
212	FEDERAL - SPECIAL EDUCATION										
213	Federal Special Education - Preschool Flow-Through	4600	97,170								
214	Federal Special Education - Preschool Discretionary	4605									
215	Federal Special Education - IDEA Flow Through	4620	2,305,814								
216	Federal Special Education - IDEA Room & Board	4625									
217	Federal Special Education - IDEA Discretionary	4630									
218	Federal Special Education - IDEA - Other (Describe & Itemize)	4699									
219	Total Federal Special Education		2,402,984	0		0	0				
220	CTE - PERKINS										
221	CTE - Perkins-Title IIIIE Tech Prep	4770									
222	CTE - Other (Describe & Itemize)	4799									
223	Total CTE - Perkins		0	0			0				
224	Federal - Adult Education	4810									
225	ARRA - General State Aid - Education Stabilization	4850									
226	ARRA - Title I - Low Income	4851									
227	ARRA - Title I - Neglected, Private	4852									
228	ARRA - Title I - Delinquent, Private	4853									
229	ARRA - Title I - School Improvement (Part A)	4854									
230	ARRA - Title I - School Improvement (Section 1003g)	4855									
231	ARRA - IDEA - Part B - Preschool	4856									
232	ARRA - IDEA - Part B - Flow-Through	4857									
233	ARRA - Title IID - Technology - Formula	4860									
234	ARRA - Title IID - Technology - Competitive	4861									
235	ARRA - McKinney - Vento Homeless Education	4862									
236	ARRA - Child Nutrition Equipment Assistance	4863									
237	Impact Aid Formula Grants	4864									
238	Impact Aid Competitive Grants	4865									
239	Qualified Zone Academy Bond Tax Credits	4866									
240	Qualified School Construction Bond Credits	4867									
241	Build America Bond Tax Credits	4868									
242	Build America Bond Interest Reimbursement	4869									
243	ARRA - General State Aid - Other Government Services Stabilization	4870									

	B	C	D	E	F	G	H	I	J	K	L
1			(10)	(20)	(30)	(40)	(50)	(60)	(70)	(80)	(90)
2	Description: Enter Whole Numbers Only	Acct #	Educational	Operations & Maintenance	Debt Service	Transportation	Municipal Retirement/ Social Security	Capital Projects	Working Cash	Tort	Fire Prevention & Safety
244	Other ARRA Funds - II	4871									
245	Other ARRA Funds - III	4872									
246	Other ARRA Funds - IV	4873									
247	Other ARRA Funds - V	4874									
248	ARRA - Early Childhood	4875									
249	Other ARRA Funds - VII	4876									
250	Other ARRA Funds - VIII	4877									
251	Other ARRA Funds - IX	4878									
252	Other ARRA Funds - X	4879									
253	Other ARRA Funds - Ed Job Fund Program	4880									
254	Total Stimulus Programs		0	0	0	0	0	0		0	0
255	Race to the Top Program	4901									
256	Race to the Top - Preschool Expansion Grant	4902									
257	Title III - Instruction for English Learners & Immigrant Students	4905									
258	Title III - English Language Acquisition	4909	20,900								
259	McKinney Education for Homeless Children	4920									
260	Title II - Eisenhower - Professional Development Formula	4930									
261	Title II - Teacher Quality	4932	505,882								
262	Federal Charter Schools	4960									
263	State Assessment Grants	4981									
264	Grant for State Assessments and Related Activities	4982									
265	Medicaid Matching Funds - Administrative Outreach	4991									
266	Medicaid Matching Funds - Fee-For-Service Program	4992									
267	Other Restricted Grants Received from Fed. Govt. thru State <i>(Describe & Itemize)</i>	4998	36,706,529					600,000			
268	Total Restricted Grants-In-Aid Received from Federal Govt. Thru the State		56,716,562	0	0	0	0	600,000		0	0
269	TOTAL RECEIPTS/REVENUES FROM FEDERAL SOURCES	4000	56,716,562	0	0	0	0	600,000	0	0	0
270	TOTAL DIRECT RECEIPTS/REVENUES (without Student Activity Funds 1799)		140,906,354	7,946,441	5,363,921	4,332,976	4,525,950	5,700,000	359,900	3,101,500	367,900
271	TOTAL DIRECT RECEIPTS/REVENUES (with Student Activity Funds 1799)		140,906,354								

	B	C	D	E	F	G	H	I	J	K	L
1	Description: Enter Whole Numbers Only	Funct #	(100) Salaries	(200) Employee Benefits	(300) Purchased Services	(400) Supplies & Materials	(500) Capital Outlay	(600) Other Objects	(700) Non-Capitalized Equipment	(800) Termination Benefits	(900) Total
3	10 - EDUCATIONAL FUND (ED)										
4	INSTRUCTION (ED)	1000									
5	Regular Programs	1100	23,501,212	6,111,318	128,571	2,126,793	10,000	350	4,715		31,882,959
6	Tuition Payment to Charter Schools	1115			3,500,000						3,500,000
7	Pre-K Programs	1125	1,424,464	436,195	26,035	282,437	0		5,000		2,174,131
8	Special Education Programs (Functions 1200 - 1220)	1200	4,959,684	1,165,150	22,173	104,934	0		0		6,251,941
9	Special Education Programs Pre-K	1225									0
10	Remedial and Supplemental Programs K-12	1250	8,600,595	1,983,692	493,367	971,410	116,961		609,425		12,775,450
11	Remedial and Supplemental Programs Pre-K	1275									0
12	Adult/Continuing Education Programs	1300									0
13	CTE Programs	1400	451,372	156,482		6,463	3,299		2,719		620,335
14	Interscholastic Programs	1500	1,689,180	99,384	249,054	302,952	8,750	37,745	7,400		2,394,465
15	Summer School Programs	1600	80,000	1,315							81,315
16	Gifted Programs	1650									0
17	Driver's Education Programs	1700	115,000	975	400	6,970		90			123,435
18	Bilingual Programs	1800	272,800	54,495	0	0	0		0		327,295
19	Truant Alternative & Optional Programs	1900	887,000	210,030	121,206	40,743					1,258,979
20	Pre-K Programs - Private Tuition	1910									0
21	Regular K-12 Programs Private Tuition	1911									0
22	Special Education Programs K-12 Private Tuition	1912									0
23	Special Education Programs Pre-K Tuition	1913									0
24	Remedial/Supplemental Programs K-12 Private Tuition	1914									0
25	Remedial/Supplemental Programs Pre-K Private Tuition	1915									0
26	Adult/Continuing Education Programs Private Tuition	1916									0
27	CTE Programs Private Tuition	1917									0
28	Interscholastic Programs Private Tuition	1918									0
29	Summer School Programs Private Tuition	1919									0
30	Gifted Programs Private Tuition	1920									0
31	Bilingual Programs Private Tuition	1921									0
32	Truants Alternative/Opt Ed Programs Private Tuition	1922									0
33	Student Activity Fund Expenditures	1999									0
34	Total Instruction ¹⁴ (Without Student Activity Funds 1999)	1000	41,981,307	10,219,036	4,540,806	3,842,702	139,010	38,185	629,259	0	61,390,305
35	Total Instruction ¹⁴ (With Student Activity Funds 1999)	1000	41,981,307	10,219,036	4,540,806	3,842,702	139,010	38,185	629,259	0	61,390,305
36	SUPPORT SERVICES (ED)	2000									
37	Support Services - Pupil	2100									
38	Attendance & Social Work Services	2110	2,063,723	466,666	10,500	8,000	50,000	1,000			2,599,889
39	Guidance Services	2120	1,386,075	275,231	50,600	13,900					1,725,806
40	Health Services	2130	1,025,273	260,296	7,230	151,304		161	3,000		1,447,264
41	Psychological Services	2140									0
42	Speech Pathology & Audiology Services	2150									0
43	Other Support Services - Pupils (Describe & Itemize)	2190	718,344	133,877	21,200	8,500					881,921
44	Total Support Services - Pupil	2100	5,193,415	1,136,070	89,530	181,704	50,000	1,161	3,000	0	6,654,880
45	Support Services - Instructional Staff	2200									
46	Improvement of Instruction Services	2210	1,554,665	491,166	1,979,029	26,100	7,500	4,500	1,000	0	4,063,960
47	Educational Media Services	2220	1,854,999	352,733	162,760	75,958	35,000	0	600	0	2,482,050
48	Assessment & Testing	2230	7,000		241,757	55,776					304,533
49	Total Support Services - Instructional Staff	2200	3,416,664	843,899	2,383,546	157,834	42,500	4,500	1,600	0	6,850,543
50	Support Services - General Administration	2300									
51	Board of Education Services	2310	0		533,316	12,000		28,000	2,000		575,316
52	Executive Administration Services	2320	856,972	120,461	104,800	32,000		4,500	200	4,800	1,123,733
53	Special Area Administration Services	2330	385,689	108,318	1,500						495,507
54	Tort Immunity Services	2361, 2365									0
55	Total Support Services - General Administration	2300	1,242,661	228,779	639,616	44,000	0	32,500	2,200	4,800	2,194,556

	B	C	D	E	F	G	H	I	J	K	L
1	Description: Enter Whole Numbers Only	Funct #	(100) Salaries	(200) Employee Benefits	(300) Purchased Services	(400) Supplies & Materials	(500) Capital Outlay	(600) Other Objects	(700) Non-Capitalized Equipment	(800) Termination Benefits	(900) Total
56	Support Services - School Administration	2400									
57	Office of the Principal Services	2410	5,067,795	1,271,542	72,225	98,368	1,973	12,500	15,994		6,540,397
58	Other Support Services - School Administration <i>(Describe & Itemize)</i>	2490	72,400	28,950							101,350
59	Total Support Services - School Administration	2400	5,140,195	1,300,492	72,225	98,368	1,973	12,500	15,994	0	6,641,747
60	Support Services - Business	2500									
61	Direction of Business Support Services	2510	223,829	38,981	2,000			5,000			269,810
62	Fiscal Services	2520	712,347	78,642	108,680	12,000	10,000		2,000		923,669
63	Operation & Maintenance of Plant Services	2540	6,331,325	966,911	3,874,858	448,433	15,112,074		2,402,829		29,136,430
64	Pupil Transportation Services	2550	53,135	15,558	389,160						457,853
65	Food Services	2560	41,702		3,825,000	140,000	50,000		50,000		4,106,702
66	Internal Services	2570	477,178	101,227	6,300	46,500		315	2,500		634,020
67	Total Support Services - Business	2500	7,839,516	1,201,319	8,205,998	646,933	15,172,074	5,315	2,457,329	0	35,528,484
68	Support Services - Central	2600									
69	Direction of Central Support Services	2610									0
70	Planning, Research, Development & Evaluation Services	2620	336,556	30,955	198,830	4,000		600			570,941
71	Information Services	2630	239,808	25,996	236,900	41,500		2,000			546,204
72	Staff Services	2640	719,402	164,456	82,050	11,000	5,000	35,500			1,017,408
73	Data Processing Services	2660	934,765	164,351	1,769,100	595,650	100,000	2,000	827,000		4,392,866
74	Total Support Services - Central	2600	2,230,531	385,758	2,286,880	652,150	105,000	40,100	827,000	0	6,527,419
75	Other Support Services - Misc. <i>(Describe & Itemize)</i>	2900	80,636	30,694	20,000	0			0	0	131,330
76	Total Support Services	2000	25,143,618	5,127,011	13,697,795	1,780,989	15,371,547	96,076	3,307,123	4,800	64,528,959
77	COMMUNITY SERVICES (ED)	3000	2,059,610	188,779	211,322	73,662	1,000				2,534,373
78	PAYMENTS TO OTHER DIST & GOVT UNITS (ED)	4000									
79	Payments to Other Dist & Govt Units (In-State)	4100									
80	Payments for Regular Programs	4110									0
81	Payments for Special Education Programs	4120									0
82	Payments for Adult/Continuing Education Programs	4130									0
83	Payments for CTE Programs	4140									0
84	Payments for Community College Programs	4170									0
85	Other Payments to In-State Govt Units - Programs <i>(Describe & Itemize)</i>	4190			400,000						400,000
86	Total Payments to Other Dist & Govt Units (In-State)	4100			400,000			0			400,000
87	Payments for Regular Programs - Tuition	4210						50,000			50,000
88	Payments for Special Education Programs - Tuition	4220						11,130,034			11,130,034
89	Payments for Adult/Continuing Education Programs - Tuition	4230									0
90	Payments for CTE Programs - Tuition	4240									0
91	Payments for Community College Programs - Tuition	4270									0
92	Payments for Other Programs - Tuition	4280									0
93	Other Payments to In-State Govt Units - Tuition <i>(Describe & Itemize)</i>	4290									0
94	Total Payments to Other Dist & Govt Units - Tuition (In State)	4200						11,180,034			11,180,034
95	Payments for Regular Programs - Transfers	4310									0
96	Payments for Special Education Programs - Transfers	4320									0
97	Payments for Adult/Continuing Ed Programs - Transfers	4330									0
98	Payments for CTE Programs - Transfers	4340									0
99	Payments for Community College Program - Transfers	4370									0
100	Payments for Other Programs - Transfers	4380									0
101	Other Payments to In-State Govt Units - Transfers <i>(Describe & Itemize)</i>	4390									0
102	Total Payments to Other Dist & Govt Units-Transfers (In State)	4300			0			0			0
103	Payments to Other Dist & Govt Units (Out of State)	4400									0
104	Total Payments to Other Dist & Govt Units	4000			400,000			11,180,034			11,580,034

	B	C	D	E	F	G	H	I	J	K	L
1	Description: Enter Whole Numbers Only	Funct #	(100) Salaries	(200) Employee Benefits	(300) Purchased Services	(400) Supplies & Materials	(500) Capital Outlay	(600) Other Objects	(700) Non-Capitalized Equipment	(800) Termination Benefits	(900) Total
2											
105	DEBT SERVICE (ED)	5000									
106	Debt Service - Interest on Short-Term Debt	5100									
107	Tax Anticipation Warrants	5110									0
108	Tax Anticipation Notes	5120									0
109	Corporate Personal Property Repl Tax Anticipated Notes	5130									0
110	State Aid Anticipation Certificates	5140									0
111	Other Interest on Short-Term Debt <i>(Describe & Itemize)</i>	5150									0
112	Total Debt Service - Interest on Short-Term Debt	5100						0			0
113	Debt Service - Interest on Long-Term Debt	5200									0
114	Total Debt Service	5000						0			0
115	PROVISION FOR CONTINGENCIES (ED)	6000									0
116	Total Direct Disbursements/Expenditures (without Student Activity Funds (1999))		69,184,535	15,534,826	18,849,923	5,697,353	15,511,557	11,314,295	3,936,382	4,800	140,033,671
117	Total Direct Disbursements/Expenditures (with Student Activity Funds (1999))		69,184,535	15,534,826	18,849,923	5,697,353	15,511,557	11,314,295	3,936,382	4,800	140,033,671
118	Excess (Deficiency) of Receipts/Revenues Over Disbursements/Expenditures (without Student Activity Funds 1999)										872,683
119	Excess (Deficiency) of Receipts/Revenues Over Disbursements/Expenditures (with Student Activity Funds 1999)										872,683
121	20 - OPERATIONS AND MAINTENANCE FUND (O&M)										
122	SUPPORT SERVICES (O&M)	2000									
123	Support Services - Pupil	2100									
124	Other Support Services - Pupils <i>(Describe & Itemize)</i>	2190									0
125	Support Services - Business	2500									
126	Direction of Business Support Services	2510									0
127	Facilities Acquisition & Construction Services	2530			12,500	24,500			5,000		42,000
128	Operation & Maintenance of Plant Services	2540	2,953,125	514,859	564,000	2,908,500	785,000	1,000	100,000		7,826,484
129	Pupil Transportation Services	2550									0
130	Food Services	2560									0
131	Total Support Services - Business	2500	2,953,125	514,859	576,500	2,933,000	785,000	1,000	105,000	0	7,868,484
132	Other Support Services - Misc. <i>(Describe & Itemize)</i>	2900									0
133	Total Support Services	2000	2,953,125	514,859	576,500	2,933,000	785,000	1,000	105,000	0	7,868,484
134	COMMUNITY SERVICES (O&M)	3000									0
135	PAYMENTS TO OTHER DIST & GOVT UNITS (O&M)	4000									
136	Payments to Other Dist & Govt Units (In-State)	4100									
137	Payments for Regular Programs	4110									0
138	Payments for Special Education Programs	4120									0
139	Payments for CTE Program	4140									0
140	Other Payments to In-State Govt Units - Programs <i>(Describe & Itemize)</i>	4190									0
141	Total Payments to Other Dist & Govt Units (In-State)	4100			0			0			0
142	Payments to Other Dist & Govt Units (Out of State) ¹⁴	4400									0
143	Total Payments to Other Dist & Govt Unit	4000			0			0			0
144	DEBT SERVICE (O&M)	5000									
145	Debt Service - Interest on Short-Term Debt	5100									
146	Tax Anticipation Warrants	5110									0
147	Tax Anticipation Notes	5120									0
148	Corporate Personal Prop Repl Tax Anticipated Notes	5130									0
149	State Aid Anticipation Certificates	5140									0
150	Other Interest on Short-Term Debt <i>(Describe & Itemize)</i>	5150									0
151	Total Debt Service - Interest on Short-Term Debt	5100						0			0
152	Debt Service - Interest on Long-Term Debt	5200									0
153	Total Debt Service	5000						0			0
154	PROVISION FOR CONTINGENCIES (O&M)	6000									0
155	Total Direct Disbursements/Expenditures		2,953,125	514,859	576,500	2,933,000	785,000	1,000	105,000	0	7,868,484
156	Excess (Deficiency) of Receipts/Revenues Over Disbursements/Expenditures										77,957
157											

	B	C	D	E	F	G	H	I	J	K	L
1	Description: Enter Whole Numbers Only	Funct #	(100) Salaries	(200) Employee Benefits	(300) Purchased Services	(400) Supplies & Materials	(500) Capital Outlay	(600) Other Objects	(700) Non-Capitalized Equipment	(800) Termination Benefits	(900) Total
158	30 - DEBT SERVICE FUND (DS)										
159	PAYMENTS TO OTHER DIST & GOVT UNITS (DS)	4000									
160	Payments to Other Dist & Govt Units (In-State)	4100									
161	Payments for Regular Programs	4110									0
162	Payments for Special Education Programs	4120									0
163	Other Payments to In-State Govt Units - Programs (Describe & Itemize)	4190									0
164	Total Payments to Other Dist & Govt Units (In-State)	4000						0			0
165	DEBT SERVICE (DS)	5000									
166	Debt Service - Interest on Short-Term Debt	5100									
167	Tax Anticipation Warrants	5110									0
168	Tax Anticipation Notes	5120									0
169	Corporate Personal Prop Repl Tax Anticipation Notes	5130									0
170	State Aid Anticipation Certificates	5140									0
171	Other Interest on Short-Term Debt (Describe & Itemize)	5150									0
172	Total Debt Service - Interest On Short-Term Debt	5100						0			0
173	Debt Service - Interest on Long-Term Debt	5200						4,972,905			4,972,905
174	Debt Service - Payments of Principal on Long-Term Debt ¹⁵ (Lease/Purchase Principal Retired) (Describe & Itemize)	5300						3,065,000			3,065,000
175	Debt Service - Other (Describe & Itemize)	5400									0
176	Total Debt Service	5000			0			8,037,905			8,037,905
177	PROVISION FOR CONTINGENCIES (DS)	6000									0
178	Total Direct Disbursements/Expenditures				0			8,037,905			8,037,905
179	Excess (Deficiency) of Receipts/Revenues Over Disbursements/Expenditures										(2,673,984)
180											
181	40 - TRANSPORTATION FUND (TR)										
182	SUPPORT SERVICES (TR)	2000									
183	Support Services - Pupils	2100									
184	Other Support Services - Pupils (Describe & Itemize)	2190									0
185	Support Services - Business										
186	Pupil Transportation Services	2550	201,754	16,730	5,726,746	22,500	90,000		2,000		6,059,730
187	Other Support Services - Business (Describe & Itemize)	2900									0
188	Total Support Services	2000	201,754	16,730	5,726,746	22,500	90,000	0	2,000	0	6,059,730
189	COMMUNITY SERVICES (TR)	3000									0
190	PAYMENTS TO OTHER DIST & GOVT UNITS (TR)	4000									
191	Payments to Other Dist & Govt Units (In-State)	4100									
192	Payments for Regular Program	4110									0
193	Payments for Special Education Programs	4120									0
194	Payments for Adult/Continuing Education Programs	4130									0
195	Payments for CTE Programs	4140									0
196	Payments for Community College Programs	4170									0
197	Other Payments to In-State Govt Units - Programs (Describe & Itemize)	4190									0
198	Total Payments to Other Dist & Govt Units (In-State)	4100			0			0			0
199	Payments to Other Dist & Govt Units (Out-of-State) (Describe & Itemize)	4400									0
200	Total Payments to Other Dist & Govt Units	4000			0			0			0
201	DEBT SERVICE (TR)	5000									
202	Debt Service - Interest on Short-Term Debt	5100									
203	Tax Anticipation Warrants	5110									0
204	Tax Anticipation Notes	5120									0
205	Corporate Personal Prop Repl Tax Anticipation Notes	5130									0
206	State Aid Anticipation Certificates	5140									0
207	Other Interest on Short-Term Debt (Describe & Itemize)	5150									0
208	Total Debt Service - Interest On Short-Term Debt	5100						0			0
209	Debt Service - Interest on Long-Term Debt	5200									0

	B	C	D	E	F	G	H	I	J	K	L
1	Description: Enter Whole Numbers Only	Funct #	(100) Salaries	(200) Employee Benefits	(300) Purchased Services	(400) Supplies & Materials	(500) Capital Outlay	(600) Other Objects	(700) Non-Capitalized Equipment	(800) Termination Benefits	(900) Total
210	Debt Service - Payments of Principal on Long-Term Debt ¹⁵ (Lease/Purchase Principal Retired) (Describe & Itemize)	5300									0
211	Debt Service - Other (Describe & Itemize)	5400									0
212	Total Debt Service	5000						0			0
213	PROVISION FOR CONTINGENCIES (TR)	6000									0
214	Total Direct Disbursements/Expenditures		201,754	16,730	5,726,746	22,500	90,000	0	2,000	0	6,059,730
215	Excess (Deficiency) of Receipts/Revenues Over Disbursements/Expenditures										(1,726,754)
216											
217	50 - MUNICIPAL RETIREMENT/SOC SEC FUND (MR/SS)										
218	INSTRUCTION (MR/SS)	1000									
219	Regular Program	1100		504,706							504,706
220	Pre-K Programs	1125		26,908							26,908
221	Special Education Programs (Functions 1200-1220)	1200		1,018,749							1,018,749
222	Special Education Programs Pre-K	1225									0
223	Remedial and Supplemental Programs K-12	1250									0
224	Remedial and Supplemental Programs Pre-K	1275									0
225	Adult/Continuing Education Programs	1300									0
226	CTE Programs	1400		5,665							5,665
227	Interscholastic Programs	1500		119,939							119,939
228	Summer School Programs	1600		1,250							1,250
229	Gifted Programs	1650									0
230	Driver's Education Programs	1700		950							950
231	Bilingual Programs	1800		3,900							3,900
232	Truant Alternative & Optional Programs	1900		56,100							56,100
233	Total Instruction	1000		1,738,167							1,738,167
234	SUPPORT SERVICES (MR/SS)	2000									
235	Support Services - Pupil	2100									
236	Attendance & Social Work Services	2110		78,472							78,472
237	Guidance Services	2120		76,298							76,298
238	Health Services	2130		131,715							131,715
239	Psychological Services	2140									0
240	Speech Pathology & Audiology Services	2150									0
241	Other Support Services - Pupils (Describe & Itemize)	2190		247,486							247,486
242	Total Support Services - Pupil	2100		533,971							533,971
243	Support Services - Instructional Staff	2200									
244	Improvement of Instruction Services	2210		9,919							9,919
245	Educational Media Services	2220		75,499							75,499
246	Assessment & Testing	2230									0
247	Total Support Services - Instructional Staff	2200		85,418							85,418
248	Support Services - General Administration	2300									
249	Board of Education Services	2310		2,660							2,660
250	Executive Administration Services	2320		109,708							109,708
251	Special Area Administrative Services	2330		43,893							43,893
252	Claims Paid from Self Insurance Fund	2361									0
253	Risk Management and Claims Services Payments	2365		0							0
254	Total Support Services - General Administration	2300		156,261							156,261
255	Support Services - School Administration	2400									
256	Office of the Principal Services	2410		349,726							349,726
257	Other Support Services - School Administration (Describe & Itemize)	2490		7,187							7,187
258	Total Support Services - School Administration	2400		356,913							356,913

	B	C	D	E	F	G	H	I	J	K	L
1	Description: Enter Whole Numbers Only	Funct #	(100) Salaries	(200) Employee Benefits	(300) Purchased Services	(400) Supplies & Materials	(500) Capital Outlay	(600) Other Objects	(700) Non-Capitalized Equipment	(800) Termination Benefits	(900) Total
2											
259	Support Services - Business	2500									
260	Direction of Business Support Services	2510		19,740							19,740
261	Fiscal Services	2520		143,715							143,715
262	Facilities Acquisition & Construction Services	2530		5,818							5,818
263	Operation & Maintenance of Plant Service	2540		1,622,985							1,622,985
264	Pupil Transportation Services	2550		31,306							31,306
265	Food Services	2560		8,363							8,363
266	Internal Services	2570		102,394							102,394
267	Total Support Services - Business	2500		1,934,321							1,934,321
268	Support Services - Central	2600									
269	Direction of Central Support Services	2610									0
270	Planning, Research, Development & Evaluation Services	2620		17,458							17,458
271	Information Services	2630		44,807							44,807
272	Staff Services	2640		108,249							108,249
273	Data Processing Services	2660		169,910							169,910
274	Total Support Services - Central	2600		340,424							340,424
275	Other Support Services - Misc. (Describe & Itemize)	2900		6,092							6,092
276	Total Support Services	2000		3,413,400							3,413,400
277	COMMUNITY SERVICES (MR/SS)	3000		81,356							81,356
278	PAYMENTS TO OTHER DIST & GOVT UNITS (MR/SS)	4000									
279	Payments for Regular Programs	4110									0
280	Payments for Special Education Programs	4120									0
281	Payments for CTE Programs	4140									0
282	Total Payments to Other Dist & Govt Units	4000		0							0
283	DEBT SERVICE (MR/SS)	5000									
284	Debt Service - Interest on Short-Term Debt	5100									
285	Tax Anticipation Warrants	5110									0
286	Tax Anticipation Notes	5120									0
287	Corporate Personal Prop Repl Tax Anticipation Notes	5130									0
288	State Aid Anticipation Certificates	5140									0
289	Other Interest on Short-Term Debt (Describe & Itemize)	5150									0
290	Total Debt Service	5000						0			0
291	PROVISION FOR CONTINGENCIES (MR/SS)	6000									0
292	Total Direct Disbursements/Expenditures			5,232,923				0			5,232,923
293	Excess (Deficiency) of Receipts/Revenues Over Disbursements/Expenditures										(706,973)
294											
295	60 - CAPITAL PROJECTS (CP)										
296	SUPPORT SERVICES (CP)	2000									
297	Support Services - Business										
298	Facilities Acquisition & Construction Services	2530	74,293		6,129,246	10,000	151,000				6,364,539
299	Other Support Services - Business (Describe & Itemize)	2900									0
300	Total Support Services	2000	74,293	0	6,129,246	10,000	151,000	0	0		6,364,539
301	PAYMENTS TO OTHER DIST & GOVT UNITS (CP)	4000									
302	Payments to Other Dist & Govt Units (In-State)	4100									
303	Payments to Regular Programs	4110									0
304	Payment for Special Education Programs	4120									0
305	Payment for CTE Programs	4140									0
306	Payments to Other Govt Units - Programs (In-State) (Describe & Itemize)	4190									0
307	Total Payments to Other Districts & Govt Units	4000			0			0			0
308	PROVISION FOR CONTINGENCIES (CP)	6000									0
309	Total Direct Disbursements/Expenditures		74,293	0	6,129,246	10,000	151,000	0	0		6,364,539
310	Excess (Deficiency) of Receipts/Revenues Over Disbursements/Expenditures										(664,539)
311											
312	70 WORKING CASH FUND (WC)										
313											
314	80 - TORT FUND (TF)										

	B	C	D	E	F	G	H	I	J	K	L
1	Description: Enter Whole Numbers Only	Funct #	(100) Salaries	(200) Employee Benefits	(300) Purchased Services	(400) Supplies & Materials	(500) Capital Outlay	(600) Other Objects	(700) Non-Capitalized Equipment	(800) Termination Benefits	(900) Total
315	INSTRUCTION (TF)	1000									
316	Regular Programs	1100									0
317	Tuition Payment to Charter Schools	1115									0
318	Pre-K Programs	1125									0
319	Special Education Programs (Functions 1200 - 1220)	1200									0
320	Special Education Programs Pre-K	1225									0
321	Remedial and Supplemental Programs K-12	1250									0
322	Remedial and Supplemental Programs Pre-K	1275									0
323	Adult/Continuing Education Programs	1300									0
324	CTE Programs	1400									0
325	Interscholastic Programs	1500									0
326	Summer School Programs	1600									0
327	Gifted Programs	1650									0
328	Driver's Education Programs	1700									0
329	Bilingual Programs	1800									0
330	Truant Alternative & Optional Programs	1900									0
331	Pre-K Programs - Private Tuition	1910									0
332	Regular K-12 Programs Private Tuition	1911									0
333	Special Education Programs K-12 Private Tuition	1912									0
334	Special Education Programs Pre-K Tuition	1913									0
335	Remedial/Supplemental Programs K-12 Private Tuition	1914									0
336	Remedial/Supplemental Programs Pre-K Private Tuition	1915									0
337	Adult/Continuing Education Programs Private Tuition	1916									0
338	CTE Programs Private Tuition	1917									0
339	Interscholastic Programs Private Tuition	1918									0
340	Summer School Programs Private Tuition	1919									0
341	Gifted Programs Private Tuition	1920									0
342	Bilingual Programs Private Tuition	1921									0
343	Truants Alternative/Opt Ed Programs Private Tuition	1922									0
344	Total Instruction¹⁴	1000	0	0	0	0	0	0	0	0	0
345	SUPPORT SERVICES (TF)	2000									
346	Support Services - Pupil	2100									
347	Attendance & Social Work Services	2110									0
348	Guidance Services	2120									0
349	Health Services	2130	39,799	10,461							50,260
350	Psychological Services	2140									0
351	Speech Pathology & Audiology Services	2150									0
352	Other Support Services - Pupils (Describe & Itemize)	2190	604,644	153,284	320,000						1,077,928
353	Total Support Services - Pupil	2100	644,443	163,745	320,000	0	0	0	0	0	1,128,188
354	Support Services - Instructional Staff	2200									
355	Improvement of Instruction Services	2210									0
356	Educational Media Services	2220									0
357	Assessment & Testing	2230									0
358	Total Support Services - Instructional Staff	2200	0	0	0	0	0	0	0	0	0
359	Support Services - General Administration	2300									
360	Board of Education Services	2310									0
361	Executive Administration Services	2320	4,120	466							4,586
362	Special Area Administration Services	2330									0
363	Claims Paid from Self Insurance Fund	2361			600,000						600,000
364	Risk Management and Claims Services Payments	2365			700,000						700,000
365	Total Support Services - General Administration	2300	4,120	466	1,300,000	0	0	0	0	0	1,304,586

	B	C	D	E	F	G	H	I	J	K	L
1	Description: Enter Whole Numbers Only	Funct #	(100) Salaries	(200) Employee Benefits	(300) Purchased Services	(400) Supplies & Materials	(500) Capital Outlay	(600) Other Objects	(700) Non-Capitalized Equipment	(800) Termination Benefits	(900) Total
2											
366	Support Services - School Administration	2400									
367	Office of the Principal Services	2410	43,338	8,663							52,001
368	Other Support Services - School Administration <i>(Describe & Itemize)</i>	2490									0
369	Total Support Services - School Administration	2400	43,338	8,663	0	0	0	0	0	0	52,001
370	Support Services - Business	2500									
371	Direction of Business Support Services	2510	8,282	1,340							9,622
372	Fiscal Services	2520									0
373	Facilities Acquisition & Construction Services	2530									0
374	Operation & Maintenance of Plant Services	2540	87,126	13,469	78,200						178,795
375	Pupil Transportation Services	2550									0
376	Food Services	2560									0
377	Internal Services	2570									0
378	Total Support Services - Business	2500	95,408	14,809	78,200	0	0	0	0	0	188,417
379	Support Services - Central	2600									
380	Direction of Central Support Services	2610									0
381	Planning, Research, Development & Evaluation Services	2620									0
382	Information Services	2630									0
383	Staff Services	2640									0
384	Data Processing Services	2660									0
385	Total Support Services - Central	2600	0	0	0	0	0	0	0	0	0
386	Other Support Services - Misc. <i>(Describe & Itemize)</i>	2900									0
387	Total Support Services	2000	787,309	187,683	1,698,200	0	0	0	0	0	2,673,192
388	COMMUNITY SERVICES (TF)	3000									0
389	PAYMENTS TO OTHER DIST & GOVT UNITS (TF)	4000									
390	Payments to Other Dist & Govt Units (In-State)	4100									
391	Payments for Regular Programs	4110									0
392	Payments for Special Education Programs	4120									0
393	Payments for Adult/Continuing Education Programs	4130									0
394	Payments for CTE Programs	4140									0
395	Payments for Community College Programs	4170									0
396	Other Payments to In-State Govt Units - Programs <i>(Describe & Itemize)</i>	4190									0
397	Total Payments to Other Dist & Govt Units (In-State)	4100			0			0			0
398	Payments for Regular Programs - Tuition	4210									0
399	Payments for Special Education Programs - Tuition	4220									0
400	Payments for Adult/Continuing Education Programs - Tuition	4230									0
401	Payments for CTE Programs - Tuition	4240									0
402	Payments for Community College Programs - Tuition	4270									0
403	Payments for Other Programs - Tuition	4280									0
404	Other Payments to In-State Govt Units - Tuition <i>(Describe & Itemize)</i>	4290									0
405	Total Payments to Other Dist & Govt Units - Tuition (In State)	4200						0			0
406	Payments for Regular Programs - Transfers	4310									0
407	Payments for Special Education Programs - Transfers	4320									0
408	Payments for Adult/Continuing Ed Programs - Transfers	4330									0
409	Payments for CTE Programs - Transfers	4340									0
410	Payments for Community College Program - Transfers	4370									0
411	Payments for Other Programs - Transfers	4380									0
412	Other Payments to In-State Govt Units - Transfers <i>(Describe & Itemize)</i>	4390									0
413	Total Payments to Other Dist & Govt Units-Transfers (In State)	4300			0			0			0
414	Payments to Other Dist & Govt Units (Out of State)	4400									0
415	Total Payments to Other Dist & Govt Units	4000			0			0			0
416	DEBT SERVICE (TF)	5000									
417	Debt Service - Interest on Short-Term Debt										
418	Tax Anticipation Warrants	5110									0
419	Tax Anticipation Notes	5120									0
420	Corporate Personal Property Replacement Tax Anticipation Notes	5130									0
421	State Aid Anticipation Certificates	5140									0
422	Other Interest or Short-Term Debt <i>(Describe & Itemize)</i>	5150									0
423	Debt Service - Interest on Long-Term Debt	5200									0

ESTIMATED DISBURSEMENTS/EXPENDITURES

	B	C	D	E	F	G	H	I	J	K	L
1	Description: Enter Whole Numbers Only	Funct #	(100) Salaries	(200) Employee Benefits	(300) Purchased Services	(400) Supplies & Materials	(500) Capital Outlay	(600) Other Objects	(700) Non-Capitalized Equipment	(800) Termination Benefits	(900) Total
2											
424	Debt Service - Payments of Principal on Long-Term Debt ¹⁵ (Lease/Purchase Principal Retired) (Describe & Itemize)	5300									0
425	Debt Service - Other (Describe & Itemize)	5400									0
426	Total Debt Service	5000			0			0			0

	B	C	D	E	F	G	H	I	J	K	L
1	Description: Enter Whole Numbers Only	Funct #	(100) Salaries	(200) Employee Benefits	(300) Purchased Services	(400) Supplies & Materials	(500) Capital Outlay	(600) Other Objects	(700) Non-Capitalized Equipment	(800) Termination Benefits	(900) Total
427	PROVISION FOR CONTINGENCIES (TF)	6000									0
428	Total Direct Disbursements/Expenditures		787,309	187,683	1,698,200	0	0	0	0	0	2,673,192
429	Excess (Deficiency) of Receipts/Revenues Over Disbursements/Expenditures										428,308
430											
431	90 - FIRE PREVENTION & SAFETY FUND (FP&S)										
432	SUPPORT SERVICES (FP&S)	2000									
433	Support Services - Business	2500									
434	Facilities Acquisition & Construction Services	2530	686	180	6,119,201						6,120,067
435	Operation & Maintenance of Plant Service	2540									0
436	Total Support Services - Business	2500	686	180	6,119,201	0	0	0	0		6,120,067
437	Other Support Services - Misc. (Describe & Itemize)	2900									0
438	Total Support Services	2000	686	180	6,119,201	0	0	0	0		6,120,067
439	PAYMENTS TO OTHER DISTRICTS & GOVT UNITS (FP&S)	4000									
440	Payments to Regular Programs	4110									0
441	Payments to Special Education Programs	4120									0
442	Other Payments to In-State Govt Units - Programs (Describe & Itemize)	4190									0
443	Total Payments to Other Districts & Govt Units (FPS)	4000						0			0
444	DEBT SERVICE (FP&S)	5000									
445	Debt Service - Interest on Short-Term Debt	5100									
446	Tax Anticipation Warrants	5110									0
447	Other Interest on Short-Term Debt (Describe & Itemize)	5150									0
448	Total Debt Service - Interest on Short-Term Debt	5100						0			0
449	Debt Service - Interest on Long-Term Debt	5200									0
450	Debt Service - Payments of Principal on Long-Term Debt ¹⁵ (Lease/Purchase Principal Retired) (Describe & Itemize)	5300									0
451	Total Debt Service	5000						0			0
452	PROVISIONS FOR CONTINGENCIES (FP&S)	6000									0
453	Total Direct Disbursements/Expenditures		686	180	6,119,201	0	0	0	0		6,120,067
454	Excess (Deficiency) of Receipts/Revenues Over Disbursements/Expenditures										(5,752,167)

This page is provided for detailed itemizations as requested within the body of the Report.

Please enter notes in "Source of Revenue/Use of Expense" column for the below line items. If page does not list specific revenues/expenditures, no itemization notes are required.

Fund-Account Number		Source of Revenue/Use of Expense	Amount
Estimated Revenues			
10-1690	Other Food Service	Staff & Secondary student a la carte lunches	\$750
10-1790	Other District/School Activity Revenue	Athletic event guarantee fees	\$13,450
10-1993	Other Local Fees	Pre-K fees	\$5,000
10-1999	Other Local Revenues	Reimbursements from County Health Board, jury duty & transcript fees	\$121,400
10-3999	Other Restricted Revenue from State Sources	State Library Grant	\$6,982
10-4399	Title I - Other	Title I School Improvement	\$6,301,977
10-4998	Other Restricted Grants Received from Fed. Govt. thru State	CARES II, III & Professional Learning, & Dept of Commerce and Economic Opportunity grant	#####
60-4998	Other Restricted Grants Received from Fed. Govt. thru State	Dept of Commerce and Economic Opportunity grant	\$600,000
Estimated Expenditures			
10-2190	Other Support Services - Pupils	Security supplies & purchased services, Lunch Monitors and Crossing Guards salaries & benefits	\$881,921
10-2490	Other Support Services - School Administration	Dean salary & benefits	\$101,350
10-2900	Other Support Services - Misc.	DEA President salary & benefits, Arts Education Specialist salary & benefits.	\$131,330
10-4190	Other Payments to In-State Govt Units - Programs	Payment to City for building demolition	\$400,000
50-2190	Other Support Services - Pupils	Security staff, Lunch Monitors & Crossing Guards IMRF, Medicare & FICA	\$247,486
50-2490	Other Support Services - School Administration	Dean Medicare	\$7,187
50-2900	Other Support Services - Misc.	DEA President & Arts Education Specialist IMRF, Medicare & FICA	\$6,092
80-2190	Other Support Services - Pupils	Security staff salaries & benefits	\$1,077,928

	A	B	C	D	E	F	G
1		DEFICIT BUDGET SUMMARY INFORMATION - Operating Funds Only (School Districts Only)					
2		Description	EDUCATIONAL FUND (10)	OPERATIONS & MAINTENANCE FUND (20)	TRANSPORTATION FUND (40)	WORKING CASH FUND (70)	TOTAL
3		Direct Revenues	140,906,354	7,946,441	4,332,976	359,900	153,545,671
4		Direct Expenditures	140,033,671	7,868,484	6,059,730		153,961,885
5		Difference	872,683	77,957	(1,726,754)	359,900	(416,214)
6		Estimated Fund Balance - June 30, 2023	25,270,369	1,804,288	1,945,821	6,286,330	35,306,808
7		<p>Unbalanced budget; however, a Deficit Reduction Plan is not required at this time.</p> <p>A deficit reduction plan is required if the local board of education adopts (or amends) the 2022-2023 school district budget in which the "operating funds" listed above result in direct revenues (line 9, BudgetSum 2-4) being less than direct expenditures (line 19, BudgetSum 2-4) by an amount equal to or greater than one-third (1/3) of the ending fund balance (line 81, BudgetSum 2-4).</p> <p>Note: The balance is determined using only the four funds listed above. That is, if the estimated ending fund balance is less than three times the deficit spending, the district must adopt and file with ISBE a deficit reduction plan to balance the shortfall within three years.</p> <p>Per School Code (105 ILCS 5/17-1) - If the Deficit AFR Summary Information tab from the 2021-2022 Annual Financial Report (AFR) reflects a deficit as defined above, then the school district shall adopt and submit a deficit reduction plan (found here on page 23-27) to ISBE within 30 days after acceptance of the AFR.</p> <p>The deficit reduction plan, if required, is developed using ISBE guidelines and format.</p>					
8							
9							
11							
13							
14							
15							

ILLINOIS STATE BOARD OF EDUCATION
School Business Services Division

	A	B	C	D	E	F	G	H	I	J	K	L
1	*School Districts Only 39055061025 District Number Decatur SD 61 District Name		DEFICIT REDUCTION PLAN ESTIMATED BUDGET FY2022-2023					ESTIMATED BUDGET FY2023-2024				
2												
3												
4												
5												
6			Educational Fund	Operations & Maintenance Fund	Transportation Fund	Working Cash Fund	Total	Educational Fund	Operations & Maintenance Fund	Transportation Fund	Working Cash Fund	Total
7	ESTIMATED BEGINNING FUND BALANCE (must equal prior Ending Fund Balance)		24,297,686	1,726,331	3,672,575	5,926,430	35,623,022	25,270,369	1,804,288	1,945,821	6,286,330	35,306,808
8	RECEIPTS/REVENUES	Acct #										
9	LOCAL SOURCES	1000	26,117,652	3,596,441	1,432,976	359,900	31,506,969					0
10	FLOW-THROUGH RECEIPTS/REVENUES FROM ONE DISTRICT TO ANOTHER DISTRICT	2000	0	0	0		0					0
11	STATE SOURCES	3000	58,072,140	4,350,000	2,900,000	0	65,322,140					0
12	FEDERAL SOURCES	4000	56,716,562	0	0	0	56,716,562					0
13	Total Receipts/Revenues		140,906,354	7,946,441	4,332,976	359,900	153,545,671	0	0	0	0	0
14	DISBURSEMENTS/EXPENDITURES	Funct #										
15	INSTRUCTION	1000	61,390,305				61,390,305					0
16	SUPPORT SERVICES	2000	64,528,959	7,868,484	6,059,730		78,457,173					0
17	COMMUNITY SERVICES	3000	2,534,373	0	0		2,534,373					0
18	PAYMENTS TO OTHER DISTRICTS & GOVT. UNITS	4000	11,580,034	0	0		11,580,034					0
19	DEBT SERVICES	5000	0	0	0		0					0
20	PROVISION FOR CONTINGENCIES	6000	0	0	0		0					0
21	Total Disbursements/Expenditures		140,033,671	7,868,484	6,059,730		153,961,885	0	0	0		0
22	Excess of Receipts/Revenue Over/(Under) Disbursements/Expenditures		872,683	77,957	(1,726,754)	359,900	(416,214)	0	0	0	0	0
23	OTHER SOURCES/USES OF FUNDS											
24	OTHER SOURCES OF FUNDS (7000)		100,000	0	0	0	100,000					0
25	OTHER USES OF FUNDS (8000)		0	0	0	0	0					0
26	TOTAL OTHER SOURCES/USES OF FUNDS		100,000	0	0	0	100,000	0	0	0	0	0
27	ESTIMATED ENDING FUND BALANCE		25,270,369	1,804,288	1,945,821	6,286,330	35,306,808	25,270,369	1,804,288	1,945,821	6,286,330	35,306,808

ILLINOIS STATE BOARD OF EDUCATION
School Business Services Division

	A	B	M	N	O	P	Q	R	S	T	U	V
1	*School Districts Only 39055061025 District Number Decatur SD 61		ESTIMATED BUDGET FY2024-2025					ESTIMATED BUDGET FY2025-2026				
2												
3												
4												
5	District Name											
6			Educational Fund	Operations & Maintenance Fund	Transportation Fund	Working Cash Fund	Total	Educational Fund	Operations & Maintenance Fund	Transportation Fund	Working Cash Fund	Total
7	ESTIMATED BEGINNING FUND BALANCE (must equal prior Ending Fund Balance)		25,270,369	1,804,288	1,945,821	6,286,330	35,306,808	25,270,369	1,804,288	1,945,821	6,286,330	35,306,808
8	RECEIPTS/REVENUES	Acct #										
9	LOCAL SOURCES	1000					0					0
10	FLOW-THROUGH RECEIPTS/REVENUES FROM ONE DISTRICT TO ANOTHER DISTRICT	2000					0					0
11	STATE SOURCES	3000					0					0
12	FEDERAL SOURCES	4000					0					0
13	Total Receipts/Revenues		0	0	0	0	0	0	0	0	0	0
14	DISBURSEMENTS/EXPENDITURES	Funct #										
15	INSTRUCTION	1000					0					0
16	SUPPORT SERVICES	2000					0					0
17	COMMUNITY SERVICES	3000					0					0
18	PAYMENTS TO OTHER DISTRICTS & GOVT. UNITS	4000					0					0
19	DEBT SERVICES	5000					0					0
20	PROVISION FOR CONTINGENCIES	6000					0					0
21	Total Disbursements/Expenditures		0	0	0		0	0	0	0		0
22	Excess of Receipts/Revenue Over/(Under) Disbursements/Expenditures		0	0	0	0	0	0	0	0	0	0
23	OTHER SOURCES/USES OF FUNDS											
24	OTHER SOURCES OF FUNDS (7000)						0					0
25	OTHER USES OF FUNDS (8000)						0					0
26	TOTAL OTHER SOURCES/USES OF FUNDS		0	0	0	0	0	0	0	0	0	0
27	ESTIMATED ENDING FUND BALANCE		25,270,369	1,804,288	1,945,821	6,286,330	35,306,808	25,270,369	1,804,288	1,945,821	6,286,330	35,306,808

ILLINOIS STATE BOARD OF EDUCATION
School Business Services Division

	A	B	W	X	Y	Z
1	*School Districts Only 39055061025 District Number Decatur SD 61 District Name		SUMMARY BUDGET ADDENDUM - DEFICIT REDUCTION PLAN ESTIMATED BUDGET Date of Adoption: <input type="text"/> (Enter as MM/DD/YY)			
2						
3						
4						
5			FY2022-2023	FY2023-2024	FY2024-2025	FY2025-2026
6						
7	ESTIMATED BEGINNING FUND BALANCE (must equal prior Ending Fund Balance)		35,623,022	35,306,808	35,306,808	35,306,808
8	RECEIPTS/REVENUES	Acct #				
9	LOCAL SOURCES	1000	31,506,969	0	0	0
10	FLOW-THROUGH RECEIPTS/REVENUES FROM ONE DISTRICT TO ANOTHER DISTRICT	2000	0	0	0	0
11	STATE SOURCES	3000	65,322,140	0	0	0
12	FEDERAL SOURCES	4000	56,716,562	0	0	0
13	Total Receipts/Revenues		153,545,671	0	0	0
14	DISBURSEMENTS/EXPENDITURES	Funct #				
15	INSTRUCTION	1000	61,390,305	0	0	0
16	SUPPORT SERVICES	2000	78,457,173	0	0	0
17	COMMUNITY SERVICES	3000	2,534,373	0	0	0
18	PAYMENTS TO OTHER DISTRICTS & GOVT. UNITS	4000	11,580,034	0	0	0
19	DEBT SERVICES	5000	0	0	0	0
20	PROVISION FOR CONTINGENCIES	6000	0	0	0	0
21	Total Disbursements/Expenditures		153,961,885	0	0	0
22	Excess of Receipts/Revenue Over/(Under) Disbursements/Expenditures		(416,214)	0	0	0
23	OTHER SOURCES/USES OF FUNDS					
24	OTHER SOURCES OF FUNDS (7000)		100,000	0	0	0
25	OTHER USES OF FUNDS (8000)		0	0	0	0
26	TOTAL OTHER SOURCES/USES OF FUNDS		100,000	0	0	0
27	ESTIMATED ENDING FUND BALANCE		35,306,808	35,306,808	35,306,808	35,306,808

Deficit Reduction Plan-Background/Assumptions (School Districts Only)
Fiscal Year 2022-2023
through Fiscal Year 2025-2026

Decatur SD 61 39055061025

Please complete the following schedule and include a brief description to identify any areas of the budget that will be impacted from one year to the next. If the deficit reduction plan relies upon new local revenues, identify contingencies for further budget reductions which will be enacted in the event those new revenues are not available.

1. Background and Narrative of Budget Reductions:

2. Assumptions Used in the Deficit Reduction Plan:

- EBF and Estimated New Tier Funding:

- Equal Assessed Valuation and Tax Rates:

- Employee Salaries and Benefits:

- Short- and Long-Term Borrowing:

- Educational Impact:

- Other Assumptions:

- Has the district considered shared services or outsourcing (Ex: Transportation, Insurance)? If yes, please explain:

REPORTING OF PUBLIC VENDOR CONTRACTS OF \$1,000 OR MORE (School Districts Only)

In accordance with the School Code, Section 10-20.21, all school districts are required to file a report listing 'vendor contracts' as an attachment to their budget. In this context, the term "vendor contracts" refers to "all contracts and agreements that pertain to goods and services that were intended to generate additional revenue and other remunerations for the school district in excess of \$1,000, including without limitation vending machine contracts, sports and other attire, class rings, and photographic services. **The report is to list information regarding such contracts for the fiscal year immediately preceding the fiscal year of the budget.** All such contracts executed on or after July 1, 2007 must be approved by the school board.

[See: School Code, Section 10-20.21 - Contracts](#)

If more rows are required, select a cell above where you'd like additional rows. Then click "Add Rows" button to the right and enter number of desired rows. Rows will generate beneath the selected cell.

[illegible]

Reference Description


- ¹ Each fund balance should correspond to the fund balance reflected on the books as of June 30th - Balance Sheet Accounts #720 and #730 (audit figures, if available).
- ² Accounting and Financial Reporting for Certain Grants and Other Financial Assistance. The "On-Behalf" Payments should only be reflected on this page (Budget Summary, Lines 10 and 20).
- ³ Requires the secretary of the school board to notify the county clerk (within 30 days of the transfer approval) to abate an equal amount of taxes to be next extended. See Sec. 10-22.14 & 17-2.11.
- ^{3a} Requires notification to the county clerk to abate an equal amount from taxes next extended. See section 10-22.14
- ⁴ Principal on Bonds Sold:
 - (1) Funding Bonds are to be entered in the fund or funds in which the liability occurs.
 - (2) Refunding Bonds can be entered in the Debt Services Fund only.
 - (3) Building Bonds can be entered in the Capital Projects Fund only.
 - (4) Fire Prevention and Safety Bonds can be entered in the Fire Prevention & Safety Fund only.
- ⁵

The proceeds from the sale of school sites, buildings, or other real estate shall be used first to pay the principal and interest on any outstanding bonds on the property being sold, and after all such bonds have been retired, the remaining proceeds from the sale next shall be used by the school board to meet any urgent district needs as determined under Sections 2-3.12 and 17-2.11 of the School Code. Once these issues have been addressed, any remaining proceeds may be used for any other authorized purpose and for deposit into any district fund.
- ⁶ The School Code, Section 10-22.44 prohibits the transfer of interest earned on the investment of "any funds for purposes of Illinois Municipal Retirement under the Pension Code." This prohibition does not include funds for Social Security and Medicare-only purposes. For additional requirements on interest earnings, see 23 Illinois Administrative Code, Part 100, Section 100.50.
- ⁷ Cash plus investments must be greater than or equal to zero.
- ⁸ For cash basis budgets, this total will equal the Budget Summary - Total Direct Receipts/Revenues (Line 9) plus Total Other Sources of Funds (Line 46).
- ⁹ For cash basis budgets, this total will equal the Budget Summary - Total Direct Disbursements/Expenditures (Line 19) plus Total Other Uses of Funds (Line 79).
- ¹⁰ Working Cash Fund loans may be made to any district fund for which taxes are levied (Section 20-5 of the School Code).
- ¹¹ Include revenue accounts 1110 through 1115, 1117, 1118 & 1120.
- ¹² The School Code Section 17-2.2c. Tax for leasing educational facilities or computer technology or both, and for temporary relocation expense purposes.
- ¹³ Corporate personal property replacement tax revenue must be first applied to the Municipal Retirement/Social Security Fund to replace tax revenue lost due to the abolition of the corporate personal property tax (30 ILCS 115/12). This provision does not apply to taxes levied for Medicare-Only purposes.
- ¹⁴

Only tuition payments made to private facilities. See Functions 4200 or 4400 for estimated public facility disbursements/expenditures.
- ¹⁵ Payment towards the retirement of lease/purchase agreements or bonded/other indebtedness (principal only) otherwise reported within the fund - e.g.: alternate revenue bonds. (Describe & Itemize)
- ¹⁶ Only abolishment of Working Cash Fund must transfer its funds directly to the Educational Fund upon adoption of a resolution and at the close of the current school Year (see 105 ILCS 5/20-8 for further explanation)
 Only abatement of working cash fund can transfer its funds to any fund in most need of money
 (see 105 ILCS 5/20-10 for further explanation)

CHECK FOR ERRORS	
This worksheet checks various cells to assure that selected items are in balance.	
Out-of-balance conditions are marked here with an error message.	
<i>Once all errors are corrected: Windows users, click "Save Budget for ISBE" button to the right. Mac users, click File > Save As. Once saved, submit to ISBE.</i>	
Budget Item References	Message
Are all errors corrected?	Please correct errors below
1. Deficit Reduction Plan (DefReductPlan 23-27 tab)	
Is Deficit Reduction Plan Required? (Joint Agreements do not complete Deficit Reduction Plan.)	Deficit Reduction Plan is not required
If required, is Deficit Reduction Plan completed? (DefReductPlan 23-27 tab)	
2. Cover Page (Cover tab)	
District Name must be input on Cover sheet.	OK
Accounting Basis must be selected on Cover sheet.	OK
Dates (Day, Month, Year) must be input on Cover sheet.	ERROR - INPUT DATE(S)
Board Names must be typed on Cover sheet.	ERROR - TYPE BOARD NAMES
3. Budget Summary: Other Sources (BudgetSum 2-4 tab - Acct 7000) must equal Other Uses (BudgetSum 2-4 tab - Acct 8000).	
Estimated Beginning Fund Balance July, 1 2022 for all Funds (Cells C3 - K3) (Line must have a number or zero. Do not leave blank.)	OK
Estimated Activity Fund Beginning Fund Balance July, 1 2022 (Cell C83) (Cell must have a number or zero. Do not leave blank.)	OK
Transfer Among Funds (Funds 10, 20, 40 - Acct 7130 - Cells C29, D29, F29), must equal (Funds 10, 20 & 40 - Acct 8130 - Cells C52, D52, F52).	OK
Transfer of Interest (Funds 10 thru 90 - Acct 7140 - Cells C30:K30), must equal (Funds 10 thru 60, & 80 - Acct 8140 - Cells C53:H53, J53).	OK
Transfer to Debt Service to Pay Principal on GASB 87 Leases (Fund 30 - Acct 7400 - Cell E39) must equal (Funds 10, 20 & 60 - Acct 8400 Cells C57:H60).	OK
Transfer to Debt Service to Pay Interest on GASB 87 Leases (Fund 30 - Acct 7500 - Cell E40) must equal (Funds 10, 20 & 60 - Acct 8500 - Cells C61:H64).	OK
Transfer to Debt Service Fund to Pay Principal on Revenue Bonds (Fund 30 - Acct 7600 - Cell E41) must equal (Funds 10 & 20 - Acct 8600 - Cells C65:D68).	OK
Transfer to Debt Service to Pay Interest on Revenue Bonds (Fund 30 - Acct 7700 - Cell E42) must equal (Funds 10 & 20 - Acct 8700 - Cells C69:D72).	OK
Transfer to Capital Projects Fund (Fund 60 - Acct 7800 - Cell H43) must equal (Fund 10 & 20, Acct 8800 - Cells C73:D76).	OK
4. Summary of Cash Transactions: Beginning Cash Balance on Hand July 1, 2022 (CashSum 5 tab, All Funds) cannot be negative.	
Educational (Fund 10 - Cell C3)	OK
Operations & Maintenance (Fund 20 - Cell D3)	OK
Debt Service (Fund 30 - Cell E3)	OK
Transportation (Fund 40 - Cell F3)	OK
Municipal Retirement/Social Security (Fund 50 - Cell G3)	OK
Capital Projects (Fund 60 - Cell H3)	OK
Working Cash (Fund 70 - Cell I3)	OK
Tort (Fund 80 - Cell J3)	OK
Fire Prevention & Safety (Fund 90 - Cell K3)	OK
Activity Funds (Cell C23)	OK
5. Summary of Cash Transactions: Ending Cash Balance on Hand June 30, 2023 (CashSum 5 tab - All Funds) cannot be negative.	
Educational (Fund 10 - Cell C21)	OK
Operations & Maintenance (Fund 20 - Cell D21)	OK
Debt Service (Fund 30 - Cell E21)	OK
Transportation (Fund 40 - Cell F21)	OK
Municipal Retirement/Social Security (Fund 50 - Cell G21)	OK
Capital Projects (Fund 60 - Cell H21)	OK
Working Cash (Fund 70 - Cell I21)	OK
Tort (Fund 80 - Cell J21)	OK
Fire Prevention & Safety (Fund 90 - Cell K21)	OK
6. Summary of Cash Transactions: Other Receipts (CashSum 5 tab) must equal Other Disbursements (CashSum 5 tab).	
Interfund Loans Payable (Funds 10:60, 80, 90 - Acct 411 - Cells C6:H6, J6:K6) must equal Interfund Loans Receivable (Funds 10:20, 40, 70 - Acct 141 - Cells C15:D15, F15, I15).	OK
Interfund Loans Receivable (Funds 10, 20, 40, 70 - Acct 141 - Cells C7:D7, F7, I7) must equal Interfund Loans Payable (Funds 10:60, 80, 90 - Acct 411 - Cells C16:H16, J16, K16).	OK
7. Estimated Revenue (EstRev 6-11 tab)	
Amounts must be input for revenue.	OK
8. Estimated Expenditures (EstExp 12-20 tab)	
Amounts must be input for expenditures.	OK
9. Itemization Notes: Revenues/Expenditures reported that require note on Itemize 21 tab.	
Include brief note(s) describing revenue source/expenditure use.	OK

End of Balancing



Board of Education Decatur Public School District #61

Date: September 27, 2022	Subject: Award Contract for MacArthur High School Football Field Improvements – Phase I
Initiated By: Kent Metzger, Director of Buildings and Grounds	Attachments: Bid Tabulation Letter and Form from BLDD Architects, and Good Faith Effort Recommendation from Coleman and Associates
Reviewed By: Dr. Michael Curry, Chief Operating Officer	

BACKGROUND INFORMATION:

This project is being undertaken to replace the existing home-side bleachers, the concession stand/restroom facilities, the field lighting and to improve security and ADA accessibility associated with the football field and the parking lot. In addition to the work covered under this bid, DPS maintenance staff will be responsible for demolishing the existing home-side bleachers and the existing concession stand/restroom building. The bleachers have been a continuing maintenance issue due to age and deterioration. The concession stand and restrooms are antiquated and insufficient.

CURRENT CONSIDERATIONS:

Two (2) contractors provided bids for the work with each providing a Base Bid and two (2) Alternate Bids. The apparent low bidder was Christy-Foltz of Decatur, IL with a Base Bid of \$5,145,519.00, an Alternate Bid #A-1 of \$35,000.00, and an Alternate Bid #A-2 of \$96,118.00. The other bidder was Grunloh Construction of Effingham, IL with a Base Bid of \$5,726,000.00, an Alternate Bid #A-1 of \$36,000.00, and an Alternate Bid #A-2 of \$98,000.00. As DPS had a project goal of 15% MBE participation and 20% minority workforce participation, both bids were reviewed by Coleman and Associates. Both firm's bids demonstrated MBE utilization below the established goal. In light of that shortcoming, a meeting of the MBE Good Faith Effort (GFE) committee was convened. Coleman and Associates provided a written recommendation that both firms had provided a GFE. Based on Coleman and Associates review and recommendation, the GFE committee reached a consensus that Christy-Foltz had provided a GFE, and was determined to be the lowest responsible bidder. The bid tabulation and the GFE documentation is attached.

FINANCIAL CONSIDERATIONS:

The cost of the project has been allocated to Fund 60.

STAFF RECOMMENDATION:

The Administration respectfully requests the Board of Education accept and approve the Base Bid and Alternate Bid #A-1 from Christy-Foltz for a total of \$5,180,519.00. The Administration does not perceive the Alternate Bids #A-2 to be of sufficient value to DPS to award that Alternate Bid as this work can be accomplished by B&G staff for less expense.

RECOMMENDED ACTION:

- ☒ Approval
- ☐ Information
- ☐ Discussion

BOARD ACTION: _____



September 9, 2022

Board of Education
Decatur Public School District #61
101 W. Cerro Gordo
Decatur, IL 62523

Re: MacArthur High School Athletic Facilities – Phase 1
BLDD Project # 216EX40.407
BID TABULATION

Enclosed is a Bid Tabulation Form showing the results of the bids opened on 8/30/2022 for the above-referenced project. We have reviewed the bid of Christy-Foltz, Inc. and it appears to be in order.

Please advise if the Owner intends to accept the Base Bid as submitted by Christy- Foltz, Inc. in the amount of Five Million One Hundred Forty-Five Thousand Five Hundred Nineteen Dollars (\$5,145,519).

Additionally, two Alternate Bids were taken for your consideration. These include Alternate A-1 which added a clear anodized finish on the grandstand footboards in the amount of Thirty-Five Thousand Dollars (\$35,000). Alternate A-2 includes the use of contractor forces to install a concrete walkway along the east side of the football field in the amount of Ninety-Six Thousand One Hundred Eighteen Dollars (\$96,118). If the Alternate A-2 is not accepted, it is our understanding that this work will be accomplished utilizing the District's own forces. Please advise if the Owner intends to accept either of these alternate bids.

We also recommend maintaining a construction contingency of approximately 5% of the bid amount to cover unforeseen conditions that may occur during construction.

Please notify us of the board's actions concerning this bid, and we will issue a Notice to Proceed. A pre-construction meeting will be scheduled soon after.

Sincerely,

BLDD Architects, Inc.

A handwritten signature in black ink, appearing to read "Kimberly A. Kurtenbach", is written over a faint, larger version of the same signature.

Kimberly A. Kurtenbach, AIA, NCARB, LEED AP®, REFP
Associate

enclosure(s)

cc: file

H:\C\216EX40.407 DPS MacArthur HS Exterior Athletic Facilities\Correspondence\Owner\Construction\Bid Tab Ltr.docx

Bid Tabulation Form

DATE: 8/30/2022**TIME:** 2:00 PM**PROJECT NAME:** DPS MacArthur High School Athletic Facilities - Phase 1**CLIENT:** Decatur Public Shool District 61**LOCATION:** Via Zoom**BLDD PROJECT:** 216EX40.407

Contractor	Bid Bond	Addendum 001-005 Received		Base Bid	Alt. A-1 Clear anodized finish on grandstand footboards	Alt. A-2 Concrete walkways noted at Alt. A-2	Total
Christy-Foltz	5%	Yes		\$5,145,519.00	\$35,000.00	\$96,118.00	
Grunloh Constuction Inc.	5%	Yes		\$5,726,000.00	\$36,000.00	\$98,000.00	

Decatur Public School District #61

MacArthur H.S. Athletic Facilities Phase I

Good Faith Effort Evaluation and Recommendation for Minority Business Enterprise (MBE) Goals

Period of GFE Review: August 31, 2022—September 2, 2022

Date of Final Recommendation: September 9, 2022

Good Faith Effort Recommendation

The recommendation is that the documentation of good faith effort by Christy-Foltz is sufficient to have them determined as a low responsive and responsible bidder. Therefore, based on their bid, including proposed MBE utilization, the award of the construction contract should be made to Christy-Foltz.

Post-Bid Analysis

Grunloh with a total bid of \$5,860,000 achieved 11.34% proposed MBE utilization using two MBEs compared to less than 1% utilization by Christy-Foltz with a total bid of \$5,276,637. Grunloh's total bid price is higher than Christy-Foltz by \$583,363. Christy-Foltz is self-performing site flat concrete work. This is non-foundation building concrete work at a cost of \$232,000, when Grunloh is using Veya, Inc. (MBE) for same scope of work at \$426,770. The **engineer's estimate** obtained from BLDD Architects for site flat concrete work was estimated at \$205,000. The **engineer's estimate** for foundation-related concrete work was an additional \$128,000. The confirmation of the engineer's estimate of both concrete scope of work items was obtained on September 2.

Assuming that Veya, Inc. for the **base bid** provided the **same** (\$426,770) bid number to Christy-Foltz, subtracting the self-performance number and replacing with Veya's number, Christy-Foltz's base bid would have been \$5,340,289 vs. Grunloh's \$5,726,00. If Christy-Foltz used the Veya, Inc. number and included the three other MBE vendors identified in bid documents, their proposed MBE utilization would have risen to 8.41%.

Given that Veya Inc. was known to be bidding and specified the same site flat concrete scope of work, Veya did provide a **similar** number to both bidders. On bid day Christy-Foltz negotiated Veya, Inc. to \$416,770, a \$10,000 reduction compared to number Veya offered to Grunloh.

Finding Post Bid Analysis

Veya, Inc.'s bid number would not have placed Christy-Foltz at a **price disadvantage** compared to Grunloh, if Christy-Foltz **did not** opt to self-perform the site flat concrete work. However, the Christy-Foltz estimate to self-perform site flat concrete work was generally in-line with the civil engineer's estimate of that construction scope.

Section 00 Procurement and Contract Requirements and Section 00 3102 Minority Business Enterprise Utilization, sub-section 1.9 Good Faith Efforts, Item B, sub-item 5 K and 5 L state:

K. Negotiate in good faith with interested BEP certified vendors. Evidence of such negotiation must include the names, addresses, email addresses, and telephone numbers of BEP certified vendors that were considered; a description of the information provided regarding the plans and specifications for the work selected for subcontracting and evidence as to why additional agreements could not be reached for BEP certified vendors to perform the work. *A Bidder using good business judgment may consider a number of factors in negotiating with BEP certified vendors and may take a firm's price and capabilities into consideration. The fact that there may be some additional costs involved in finding and using BEP certified vendors may not be in itself sufficient reason for a Bidder's failure to meet the goal.*

L. *The potential savings gained or the desire of a prime contractor to perform the work of a contract with its own organization or forces does not relieve the bidder of the responsibility to utilize BEP certified vendors or make good faith efforts to negotiate price and potential work with BEP certified vendors.*

It should be recognized that on bid day, quotes from ALL vendors are sent to prime bidders and the consideration of a number of factors are involved to corroborate correct and similar scope, etc., then prime bidders must tally and submit a bid that a bidder believes is winnable and does not create undue risk, among other factors to themselves or the owner.

Methodology

Christy-Foltz

Consultant called Dallas Finley on Wednesday, August 31, 2022. Dallas clarified the following in their MBE utilization plan that was part of their bid on subject project.

- 1) Vendors listed on the bottom half of their utilization plan are not to be included toward MBE goal credit since other bidders numbers received were lower and would be utilized. In addition, one of the four vendors listed was a women's business enterprise (WBE) and therefore their utilization would not be counted toward the MBE goal.
- 2) One additional MBE vendor not shown on the MBE utilization plan would be utilized for a small amount of \$3,587.00 for toilet hardware and accessories.
- 3) General Fence Co. was shown as an MBE, however they are in the application phase with IL CMS BEP and are not certified, so their proposed utilization will not count toward MBE goal credit. Proposed MBE vendors have to be certified as such on bid day per bidding requirements established by DPS #61.

During phone call, topics discussed were:

- a) review of documentation and explaining any gaps,
- b) confirming MBEs that supplied bids or who indicated were bidding and did not,
- c) reasons for rejection of MBE bids,

- d) how MBE vendors were solicited,
- e) how follow-up was conducted with MBE vendors, and
- f) issues with bidding documents or procedures related to achieving MBE goals.

Issues identified were:

- a) Missing MBE certification documentation for vendors listed which Christy-Foltz stated they would supply. This applied to CSS, Inc.
- b) Missing Letters of Intent to subcontract, which must be signed by Christy-Foltz, Inc. and identified eligible MBE vendors.
- c) Veya, Inc. negotiated with Christy-Foltz on bid day, however negotiations were unsuccessful. The difference between Veya, Inc.'s number and Christy-Foltz self-performance of concrete work was \$184,770.00 (\$416,770 -\$232,000). Christy-Foltz self-reported both numbers per Consultant notes.
- d) General Fence is not certified as an MBE and informed Christy-Foltz they are seeking MBE certification as they were a year ago.
- e) Buddy's Landscaping (MBE) bid was rejected based on price compared to another bidder. Overage was approximately \$10,500.

In conclusion the request for the following documentation:

- 1.) MBE certifications for those MBE vendors that will be direct 1st tier vendors to Christy-Foltz.
- 2.) Signed Letters of Intent to Subcontract directly with Christy-Foltz for MBE vendors that will be direct first tier vendors to Christy-Foltz.

Christy-Foltz provided all the above requested items the afternoon of September 1, 2022.

Grunloh Construction

Grunloh Construction's MBE utilization plan identified two MBE vendors, Veya, Inc. (\$426,770) and Broeren Russo Construction, Inc. (\$151,200). In both cases, no MBE certification or letters of intent to subcontract were provided with the bid package. Grunloh provided both Letters of Intent to Subcontract on 9/1/2022.

- 1.) The difference in bid price was substantial between the two prime bidders.
- 2.) Both prime bidders were challenged by the lack of response from MBE vendors as evidenced by their documentation of efforts to solicit bids.
- 3.) Grunloh accessed the IL CMS BEP database and provided printouts of both proposed MBE vendors IL CMS BEP certification documentation with their bid submittal.

Good Faith Effort Documentation Evaluation Summary

Table 1. Base Bid and Alternate A-1 Only--Prime Bidder Tier 1 MBE Goal Achievement
 "C" = Contractor, "S" = Supplier

Prime Bidder (Low to High)	\$, Base Bid	\$, Alt A-1	\$, Alt A-2	Total Bid, \$	MBE Utilization (Base and All Alternates), \$ (%)	MBE Vendor(s)
Christy-Foltz	\$5,145,519	\$35,000	\$96,118	\$5,276,637	\$31, 571 (.59%)	LB Hall Fireproofing (C), Mary's Master Cleaning (C), Css, Inc. (S)
Grunloh Construction	\$5,726,000	\$36,000	\$98,000	\$5,860,000	\$664,740 (11.34 %)	Broeren- Russo Construction (C), Inc., Veya, Inc. (C)

The MBE utilization in Table 1 is for 1st tier MBE subcontractors and suppliers.

Table 2. Summary of Good Faith Effort

Prime Bidder (Low to High)	# MBE Vendors Contacted	Means of Contact	# MBE Vendors Responded	Freq. of Type of Response from MBE Vendors
Christy-Foltz	Bid document MBE resource list was utilized leading to 38 MBE vendors solicited. This list also included the two MBE vendors who attended the MBE prebid meeting. This list also included the two MBE vendors who attended the MBE prebid meeting.	Newspaper Advertisement on 8/8/22. E-Mail, Direct Calls on 8/4, 8/11/, and 8/19	4 contractors 1 supplier	8 of 38 confirmed they are NOT bidding. 4 MBE contractors indicated they were bidding. 2 MBE contractors and 1 MBE supplier submitted bids were accepted.

Grunloh Construction	Bid document MBE resource list was utilized leading to 38 MBE vendors solicited. This list also included the two MBE vendors who attended the MBE prebid meeting.	Invite sent through Grunloh's email contact system to 38 MBE vendors identified in bid docs. Direct Calls on 8/9, 8/23 and 8/25.	3 contractors	9 of 38 confirmed they are NOT bidding. 3 MBE contractors indicated they were bidding. 2 MBE contractor bids accepted.
----------------------	---	--	---------------	--

Table 3. Compliance with MBE Bidding Requirements and Process Issues

Prime Bidder (Low to High)	Utilization Plan	Ltr(s) of Intent to Subcontract	MBE Certification Documentation	Comment/Other Issues
Christy-Foltz	YES	YES	YES	
Grunloh Construction	YES	YES	YES	

Owner's Measures Undertaken to Encourage Meeting or Exceeding the Minority Business Enterprise (MBE) Goal

- 1.) Revised and updated bidding documents to:
 - a. Reinforce the importance of prime bidders meeting the MBE goal with 1st tier MBE subcontractors/suppliers
 - b. Identified a broad set of acceptable MBE certifying agencies
 - c. Identified examples of required MBE certification documentation
 - d. Revised the bid form to include an MBE utilization plan
 - e. Identified the required documentation to demonstrate good faith effort
 - f. Identified and included a *Letter of Intent to Subcontract* with MBE vendors identified in the MBE utilization plan.
 - g. Identified a list of thirty-eight (38) local and regional MBE subcontractors and suppliers across all trades and supply categories
- 2.) Performed prebid meeting with MBEs and majority prime bidders to make them aware of new requirements and procedures to solicit and utilize MBEs.
- 3.) Provided one calendar day after bid opening to submit good faith effort documentation including signed Letter(s) of Intent to Subcontract, missing MBE vendors on bid utilization plan, and include correct MBE certification documentation

End of good faith effort recommendation report.



September 9, 2022

Dr. Michael Curry
Chief Financial Officer
Decatur Public School District #61
101 W. Cerro Gordo Street
Decatur, IL 62523

RE: Minority Business Enterprise (MBE) Good Faith Effort Committee Findings and Recommendation—
MacArthur High School Exterior Athletic Facilities Phase I—Project 216EX40.407

Dear Dr. Curry,

During the August 30, 2022 bid opening and subsequent bid scrub Christy-Foltz, Inc. submitted the lowest bid out of a total of two bids received. The minority business enterprise (MBE) goal established by Decatur Public School Board policy 4-61 is fifteen (15%). Neither bidder met the MBE goal.

A good faith effort (GFE) review of the MBE outreach, negotiation, and bids received found that both bidders had followed the bidding guidelines for MBE good faith efforts and received bids from MBE vendors. Christy-Foltz, Inc. proposed to utilize three MBE vendors and their utilization totals to .59%.

All material aspects of Christy-Foltz's MBE utilization efforts were met and equal to the next lowest responsible and responsive bidder, Grunloh, Inc. Given these facts and the review of the good faith effort committee, Christy-Foltz is determined as the lowest responsive and responsible bidder and is eligible to move forward in the bid and award process.

Respectfully,

Fred Coleman III, Ph.D.
MBE Consultant to DPS #61

C: Kim Kurtenbach, Associate, BLDD